

Roadmap

Roadmap on transformation optics

Martin McCall¹, John B Pendry¹, Vincenzo Galdi² , Yun Lai³,
S A R Horsley⁴, Jensen Li⁵ , Jian Zhu⁵, Rhiannon C Mitchell-Thomas⁴,
Oscar Quevedo-Teruel⁶ , Philippe Tassin⁷, Vincent Ginis⁸, Enrica Martini⁹,
Gabriele Minatti⁹, Stefano Maci⁹, Mahsa Ebrahimpouri⁶, Yang Hao¹⁰ ,
Paul Kinsler¹¹ , Jonathan Gratus^{11,12} , Joseph M Lukens¹³ ,
Andrew M Weiner¹⁴ , Ulf Leonhardt¹⁵, Igor I Smolyaninov¹⁶ ,
Vera N Smolyaninova¹⁷, Robert T Thompson¹⁸, Martin Wegener¹⁸,
Muamer Kadic¹⁸ and Steven A Cummer¹⁹

¹Imperial College London, Blackett Laboratory, Department of Physics, Prince Consort Road, London SW7 2AZ, United Kingdom

²Fields & Waves Lab, Department of Engineering, University of Sannio, I-82100 Benevento, Italy

³National Laboratory of Solid State Microstructures, School of Physics, and Collaborative Innovation Center of Advanced Microstructures, Nanjing University, Nanjing 210093, People's Republic of China

⁴University of Exeter, Department of Physics and Astronomy, Stocker Road, Exeter, EX4 4QL United Kingdom

⁵School of Physics and Astronomy, University of Birmingham, Edgbaston, Birmingham, B15 2TT, United Kingdom

⁶KTH Royal Institute of Technology, SE-10044, Stockholm, Sweden

⁷Department of Physics, Chalmers University, SE-412 96 Göteborg, Sweden

⁸Vrije Universiteit Brussel, Pleinlaan 2, 1050 Brussels, Belgium

⁹Dipartimento di Ingegneria dell'Informazione e Scienze Matematiche, University of Siena, Via Roma, 56 53100 Siena, Italy

¹⁰School of Electronic Engineering and Computer Science, Queen Mary University of London, London E1 4FZ, United Kingdom

¹¹Physics Department, Lancaster University, Lancaster LA1 4 YB, United Kingdom

¹²Cockcroft Institute, Sci-Tech Daresbury, Daresbury WA4 4AD, United Kingdom

¹³Quantum Information Science Group, Computational Sciences and Engineering Division, Oak Ridge National Laboratory, Oak Ridge, TN 37831, United States of America

¹⁴School of Electrical and Computer Engineering, Birck Nanotechnology Center, and Purdue Quantum Center, Purdue University, West Lafayette, IN 47907, United States of America

¹⁵Physics of Complex Systems, Weizmann Institute of Science, Rehovot 7610001 Israel

¹⁶Institute for systems research, University of Maryland, College Park, MD 20742, United States of America

¹⁷Department of Physics, Astronomy and Geosciences, Towson University, Towson, MD 21252, United States of America

¹⁸Karlsruhe Institute of Technology, Institut für Angewandte Physik, Wolfgang-Gaede-Straße 1, D-76131 Karlsruhe, Germany

¹⁹Electrical and Computer Engineering, Duke University, PO Box 90291, Durham, NC 27708, United States of America

E-mail: m.mccall@imperial.ac.uk

Received 11 September 2017

Accepted for publication 26 March 2018

Published 22 May 2018



CrossMark

Abstract

Transformation optics asks, using Maxwell's equations, what kind of electromagnetic medium recreates some smooth deformation of space? The guiding principle is Einstein's principle of covariance: that any physical theory must take the same form in any coordinate system. This

requirement fixes very precisely the required electromagnetic medium. The impact of this insight cannot be overestimated. Many practitioners were used to thinking that only a few analytic solutions to Maxwell's equations existed, such as the monochromatic plane wave in a homogeneous, isotropic medium. At a stroke, transformation optics increases that landscape from 'few' to 'infinity', and to each of the infinitude of analytic solutions dreamt up by the researcher, there corresponds an electromagnetic medium capable of reproducing that solution precisely. The most striking example is the electromagnetic cloak, thought to be an unreachable dream of science fiction writers, but realised in the laboratory a few months after the papers proposing the possibility were published. But the practical challenges are considerable, requiring meta-media that are at once electrically and magnetically inhomogeneous and anisotropic. How far have we come since the first demonstrations over a decade ago? And what does the future hold? If the wizardry of perfect macroscopic optical invisibility still eludes us in practice, then what compromises still enable us to create interesting, useful, devices? While three-dimensional (3D) cloaking remains a significant technical challenge, much progress has been made in two dimensions. Carpet cloaking, wherein an object is hidden under a surface that appears optically flat, relaxes the constraints of extreme electromagnetic parameters. Surface wave cloaking guides sub-wavelength surface waves, making uneven surfaces appear flat. Two dimensions is also the setting in which conformal and complex coordinate transformations are realisable, and the possibilities in this restricted domain do not appear to have been exhausted yet. Beyond cloaking, the enhanced electromagnetic landscape provided by transformation optics has shown how fully analytic solutions can be found to a number of physical scenarios such as plasmonic systems used in electron energy loss spectroscopy and cathodoluminescence. Are there further fields to be enriched? A new twist to transformation optics was the extension to the spacetime domain. By applying transformations to spacetime, rather than just space, it was shown that events rather than objects could be hidden from view; transformation optics had provided a means of effectively redacting events from history. The hype quickly settled into serious nonlinear optical experiments that demonstrated the soundness of the idea, and it is now possible to consider the practical implications, particularly in optical signal processing, of having an 'interrupt-without-interrupt' facility that the so-called temporal cloak provides. Inevitable issues of dispersion in actual systems have only begun to be addressed. Now that time is included in the programme of transformation optics, it is natural to ask what role ideas from general relativity can play in shaping the future of transformation optics. Indeed, one of the earliest papers on transformation optics was provocatively titled 'General Relativity in Electrical Engineering'. The answer that curvature does not enter directly into transformation optics merely encourages us to speculate on the role of transformation optics in defining laboratory analogues. Quite *why* Maxwell's theory defines a 'perfect' transformation theory, while other areas of physics such as acoustics are not apparently quite so amenable, is a deep question whose precise, mathematical answer will help inform us of the extent to which similar ideas can be extended to other fields. The contributors to this Roadmap, who are all renowned practitioners or inventors of transformation optics, will give their perspectives into the field's status and future development.

Keywords: transformation optics, metamaterials, cloaking, antennas, spatial cloaking, spacetime cloaking, spatial dispersion

(Some figures may appear in colour only in the online journal)

Contents

1. Introduction	4
2. Transformation optics and the near field	5
3. Nonlocal and non-Hermitian extensions of transformation optics	7
4. Transformation optics by photonic crystals: a nonlocal route towards the optical frequency regime	9
5. Complex coordinates in optics; conformal maps and analytic continuation	11
6. Extending transformation optics and towards a thin cloak	13
7. Combining curvature and index gradients for surface and guided waves	15

8. Transformation optics at surfaces	17
9. Metasurface radiation and guidance at microwaves	19
10. Bespoke lenses: an opportunity for tailoring antenna radiation patterns	21
11. Transformation optics for antenna engineering	23
12. Spacetime transformation optics	25
13. Transformations optics with spatial dispersion	27
14. Experimental progress in temporal cloaking	29
15. Cosmology in the laboratory: challenges at the horizon	31
16. Spacetime analogs based on hyperbolic metamaterials	33
17. Transformation optics in general relativity	35
18. Seeking applications in optics and beyond	37
19. Beyond optics: transforming other wave and transport systems	39

1. Introduction

Martin McCall

Imperial College

A little over a decade ago Pendry *et al* [1] noted that the long-known form-invariance of Maxwell's equations could be interpreted as an extremely flexible design recipe for achieving virtually arbitrary distortions of electromagnetic fields. It is an unusual theory in that the recipe is exact, i.e. all aspects of the electromagnetic field, amplitude, phase and polarization are in principle relocated by an appropriate material design. The method was immediately applied to design and build a device that guided light around a void region in space, thus bringing the celebrated invisibility cloak of science fiction right into the laboratory. Although the cloak is the most striking example, transformation optics (TO) has since developed many other applications that combine its design ingenuity with parallel developments in metamaterials technology. In this Roadmap, several leading practitioners give their unique personal perspectives of the current status of the field, and where the future challenges lie.

Pendry's article focuses on the near-field and the impact of TO on surface plasmonics, explaining, for example, the huge enhancements of local fields around structural singularities, and the resultant opportunities offered to spectroscopy and nonlinear optics resulting from the very tight compression of light fields.

TO designs invariably prescribe inhomogeneous material parameters. A striking departure from this is described by Vincenzo Galdi, who examines the use of the TO algorithm in the spectral domain. Such designer dispersion prescribes media with fascinating frequency dependencies, all the while maintaining uniformity in the spatial domain. The theme of spatial dispersion in TO is taken up again in Lai's article, who discusses how photonic band-gap engineering is combined with TO to produce omnidirectional impedance matching.

Simon Horsley shows how analytic continuation of the coordinates into the complex arena permits extensions to media with gain and loss, connecting TO closely with so-called PT symmetric media, and showing how to design reflectionless media. Rather than exploit form invariance under coordinate transformation, Li *et al* explain how new possibilities emerge if, instead, form invariance is pursued with respect to transformation of the electromagnetic *field*, leading to, for example, an effective magnetic bending force on light. They also discuss strategies for producing thin cloaks based on metasurfaces.

Rhiannon Mitchell-Thomas reviews geometrical approaches confined to curved surfaces, rather than 3D space, showing that TO designs using isotropic graded index media allow for novel implementations of, for example, Eaton and Luneburg lenses. Discontinuous transformations at surfaces are discussed by Philippe Tassin *et al*, who show how the latest metasurface technology opens up applications in integrated optics.

Martini *et al* discuss how a planar version of TO leads to control of surface/plasmonic wave propagation or 'metasurfing'; while Oscar Quevedo-Tereul shows how TO is being used to tailor antenna radiation patterns using bespoke lenses. The theme of antenna engineering is taken up by Yang Hao in reviewing how TO based radome designs are leading to novel compact phased arrays.

Paul Kinsler and Jonathan Gratus consider generalization of TO to the spacetime domain. Kinsler's article discusses spacetime cloaking, in which events, not objects, are hidden from view. Gratus shows that in the broader TO regime with both time and space included, spatial dispersion plays a necessary and fundamental role. Lukens *et al* describe some of the experimental efforts in event cloaking, emphasising the role played by spacetime duality in achieving localized shadowing in spacetime. They emphasise that applications will likely focus on specific communication tasks, and offer tantalising connections between temporal cloaking and quantum information processing.

As Ulf Leonhardt points out in his contribution, following the detection of gravitational waves, cosmology has now entered a golden era, and how electromagnetism might repay its debt to general relativity becomes an issue addressable by TO. Smolyaninov *et al* discuss, for example, how the mapping between metric and material parameters, a key idea in TO, informs cosmology in the optics lab, with inhomogeneous hyperbolic metamaterials directly analogising signature changing events and multiverses. As Thompson makes clear, the distinction between medium and spacetime contributions in Maxwell's equations opens up several potential new avenues since the mapping between distortion and effective medium is actually not unique.

Beyond optics, Martin Wegener takes us from using TO to improve solar cell efficiency to transformation mechanics, showing how mechanical cloaks can improve the utility of scaffolds. Steve Cummer also assesses how the TO algorithm can and has been successfully extended to other disciplines such as acoustics, elastodynamics and heat flow.

A recurring theme in all the contributions is the extant gap between design aspiration and technological feasibility. Theorists have provided beautiful design tools that can potentially give us many very useful and practical devices, but we are frustrated at often only being able to realise a fraction of this potential due to the difficulty of producing broad-band metamaterial designs requiring sub-wavelength fabrication. The compromises currently made on the altar of progress do not do justice to the original designs. Perhaps the main 'take-home' message of this Roadmap is to provide a rallying call to technologists and experimentalists to make the necessary step change to meet these challenges and turn, as Cummer notes, simple feasibility demonstrations towards practically useful devices.

2. Transformation optics and the near field

J B Pendry

Imperial College London

Status. Transformation optics (TO) has its origins in Einstein’s general theory of relativity [2]: he showed how Maxwell’s equations are invariant in form under coordinate transformations. Post [3] demonstrated how a coordinate transformation can be represented as changes to the constitutive parameters, ϵ, μ . These ideas were slow to be adopted by the optics community but in 1996 Ward and Pendry [4] faced the challenge of adapting electromagnetic finite difference codes to the cylindrical geometry of a fibre. Originally written in Cartesian coordinates to tackle photonics crystals the codes did not need to be reprogrammed in cylindrical coordinates, but simply presented with a transformed ϵ, μ . However the most powerful insight came with the realisation that under a coordinate transformation lines of force, whether electric or magnetic, remained attached to the coordinate system. A picture emerged of space as a deformable entity, and the possibility of rearranging the fields by distorting space, then asking through Einstein’s equations what values of ϵ, μ would send the fields in the desired direction. The value of this insight is that it replaces the intuitive pictures of ray optics with a way to manipulate field lines, but retaining the insight offered by a physical picture of what is going on. Furthermore an intuitive picture can be given of how ϵ, μ transform. Under a simple compression by α of coordinates along one axis, components of both ϵ, μ along that axis are reduced by a factor of α ; components perpendicular to the axis are increased by α^{-1} . Any transformation can be represented by a series of compressions and rotations and thus the whole transformation can be understood in geometrical terms. A review of these ideas can be found in [5].

These ideas first gained attention when deployed to design a cloak of invisibility, a challenge that is almost impossibly difficult using conventional paradigms but ridiculously simple for TO. Many cloaks can also be envisaged in terms of deflected rays, but this picture is not available to us for structures that are much less than the wavelength and we are confronted with the so called ‘near fields’ where the electric and magnetic components are no longer tightly coupled into the ray picture but lead a more independent existence. For example, a cloak for static magnetic fields can in no way be envisaged as controlling a set of rays and we are forced instead to think of lines of force. Such a cloak has been realised by Supradeep Narayana and Yuki Sato [6] and figure 1 shows their results.

TO has had a strong impact on plasmonic systems. The optical response of metals is dominated by the sea of free electrons and on the surface the electron sea supports electromagnetic waves called surface plasmons. Bound to the metal surface and with a wavelength much shorter than that of light in free space, their behaviour is dominated by the shape of the surface. For example, a highly polished silver surface is an excellent mirror reflecting nearly all incident light. On the other

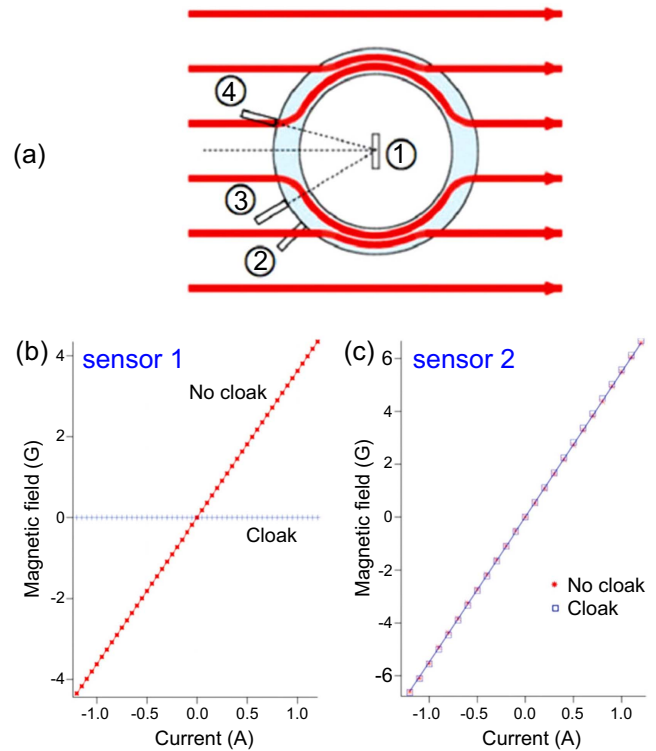


Figure 1. TO was used to control static magnetic fields in this realisation of a cloak for magnetism [4]. (a) Magnetic field lines are diverted away from the cloaked region whilst remaining undisturbed outside the cloak. (b) Measurements of the field with and without the cloak confirm the picture shown in (a).

hand finely divided silver in the form of nanoparticles, such as found in photographic negatives, absorbs nearly all incident light and is black. This is an extreme example of a metamaterial: internal structure dominates the optical response. Understanding the interplay of surface structure with the near field has enabled new insights.

Current and future challenges. Surface plasmonics [7] is perhaps the field in which TO has most impact. Plasmonics burst spectacularly into spectroscopy when Fleischman made the observation that Raman signals from molecules adsorbed on a rough silver surfaces were many orders of magnitude greater than the free space cross sections would predict. The effect can be explained by huge enhancements of local fields of incident light around structural singularities. Heavy computational studies confirmed this explanation but provided little insight into why singularities produce enhancement. It fell to TO to explain the effect in simple terms.

Consider a structure consisting of a surface containing a sharp knife edge. The edge constitutes a singularity and local electric fields are massively enhanced in its vicinity when the structure is illuminated. The singularity can be removed by a simple transformation,

$$x' = \ln \sqrt{x^2 + y^2}$$

$$y' = \arctan y/x$$

where the origin is located on the edge. This transforms the edge to a non singular array of wave guides and the singularity at the origin of x, y space vanishes to infinity in x', y' space. All singular structures can have their singularities removed in this fashion. Enhancements can be understood as the compression of an infinite system into a finite one. This has the curious consequence that a finite singular structure has a continuous spectrum typical of an infinite system, and an infinity in the density of states at the singularity. Though this result has to be qualified for real materials where practical considerations of loss and of non locality of their response can reduce predicted enhancements. More details can be found in [8].

Another system described in [8] is shown in figure 2. In this instance the transformation is an inversion which takes a simple metallic waveguide and transforms it into two touching cylinders. The transformation is singular at the touching point which produces intense local fields. Not only does a transformation explain why local fields are so intense, it also provides a means of classifying the spectrum: often it is the case that the transformed system, lacking the original singularity, has a simpler structure. In the examples given above the transformed waveguide structure is translationally invariant along the x' axis allowing modes to be classified as Bloch waves, assigned a wave vector, k , and their frequencies calculated analytically as a function of k .

TO can also be applied in the context of the refractive index to remove singularities from a structure as has been elegantly demonstrated in [9]

Advances in science and technology to meet challenges.

Several challenges meet these beautiful theoretical concepts when inviting experimentalists into the field. The first is the materials challenge. Most of the conclusions presented above assume an ideal loss free metal described by a local dielectric function, ϵ . Locality means that ϵ depends only on frequency and not on wave vector. Loss absorbs energy and prevents realisation of ideal field enhancements, so that only relatively loss free metals such as silver and gold are serious candidates for the effects. Non locality has the effect of smearing out any singularities in the surface structure. In metals non locality arises because the electron sea has limited compressibility and cannot be squeezed into very sharp corners preventing realisation of an ideal singularity [10–12]. The search is on for new materials that perform even better than our current optimum candidates of silver and gold [13], a challenge made more difficult by our limited theoretical understanding of losses and non locality beyond the standards achieved by current best performers.

Beyond that there is the issue of how to sculpt surfaces to the required geometrical perfection. Metals have very high surface energy and object to the formation of singularities: sharp edges tend to round off, and singularities formed by touching curves often result in the fusing of the two surfaces. Engineering on the nanoscale demands expensive apparatus to achieve the precision needed.

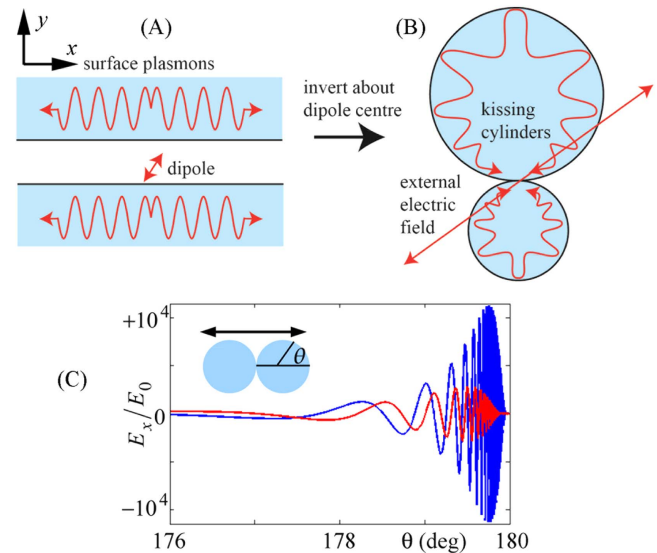


Figure 2. (A) Surface plasmons are excited by light emitted from an excited atom in a metallic waveguide. (B) Transformation by inversion about the atom centre generates a completely different structure of two touching cylinders. (C) The waveguide solutions from (A) map directly to the touching cylinders giving strongly enhanced fields near the point of contact.

Despite these slightly pessimistic observations great opportunities are to be had. I have alluded to the spectacular enhancements in spectroscopic sensitivity already a reality. Utilising the design tool of TO structures can be optimised to give the best response and single molecule sensitivity can be had.

It is already possible to compress light into a focus far smaller than the free space Abbé limit. Compression into a square nanometre is possible, many orders of magnitude more dense than achieved with conventional lenses thus achieving with modest power inputs energy densities great enough to trigger nonlinear effects. A cornucopia of new experiments awaits exploitation of nonlinearity, from simple switching of light with light to more sophisticated concepts such as phase conjugation and time reversal.

Concluding remarks. TO is a general tool that provides a new way to visualise electromagnetic phenomena, whilst retaining accuracy at the level of Maxwell's equations. It has particular value for the near field where conventional ray pictures are of no use, but where the concept of fields still applies. In the above two areas of application are described: DC fields where the entire system exists in the near field, and surface plasmonics where most of the interesting phenomena are observed on length scales smaller than the free space wavelength.

Acknowledgments. This work was supported by the EPSRC (Grant No. EP/L024926/1), and the Gordon and Betty Moore Foundation.

3. Nonlocal and non-Hermitian extensions of transformation optics

Vincenzo Galdi

University of Sannio

Status. By interpreting the material effects on wave propagation as local distortions of a given coordinate reference frame, transformation optics (TO) provides a very powerful and systematic framework to precisely manipulate electromagnetic fields [1]. In essence, the conceptual design of a desired response may be conceived by relying primarily on geometrical intuition based on the geodesic path of light rays, and is effectively *decoupled* from the actual material synthesis problem, which is eventually posed as a suitable approximation of some analytically derived ideal constitutive ‘blueprints’.

Conventional TO schemes typically rely on *local, real-valued* coordinate transformations, which inherently imply some limitations in the attainable field-manipulation effects. Thus, typical constitutive blueprints tend to be spatially inhomogeneous and anisotropic [1], whereas it is generally not possible to *extrinsically* generate nonlinear, nonreciprocal, nonlocal (i.e. spatial dispersion), and non-Hermitian (i.e. loss and/or gain) effects, among others. Several extensions have been proposed in order to overcome these limitations. Here, we focus on certain extensions that enable the TO formalism to deal with *nonlocal* and *non-Hermitian* effects, which are becoming increasingly relevant in many metamaterial applications.

Current and future challenges. In [14, 15], our team laid out the foundations for a nonlocal TO extension, which can be exploited to engineer complex spatial-dispersion effects. Such extension relies on a reformulation of TO in the frequency-wavevector *phase space*, accessed via temporal and spatial Fourier transforms, and retains the attractive features of conventional TO in terms of decoupling the actual metamaterial synthesis from the conceptual design, with the latter still heavily inspired by geometrical intuition. As illustrated in figure 3, a broad variety of interesting dispersion effects can be interpreted in the phase space as geometrical transformations of the conventional conical dispersion surface of a homogeneous medium. Thus, for instance, effects such as one-way (nonreciprocal) propagation, additional extraordinary waves, and slow-light can be associated to analytic properties of the transformation such as non-centersymmetry, multivaluedness, and stationary inflection points, respectively. Similar to the conventional (local) TO approach, our proposed nonlocal extension systematically yields, in analytic closed-form expressions, the required (nonlocal) constitutive blueprints in terms of wavevector-dependent permittivity and permeability tensors [14, 15].

By comparison with conventional (local, spatial-domain) TO, we note that the above nonlocal extension inherently yields *spatially homogeneous* constitutive blueprints. In view of the underlying spatial Fourier transform, the *spectral resolution*, i.e. the capability to tailor the dispersion surfaces

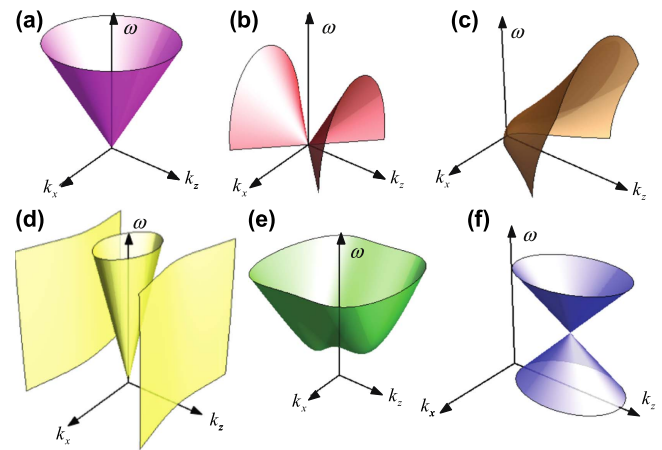


Figure 3. Conceptual illustration of the nonlocal TO extension in the frequency (ω)-wavevector (k_x, k_z) phase space. (a) Conical dispersion surface of a homogeneous medium. (b) Hyperbolic dispersion (purely imaginary transformation component). (c) One-way, non-reciprocal propagation (non-centersymmetric transformation). (d) Additional extraordinary wave (multivalued transformation). (e) Frozen mode (stationary inflection point). (f) Dirac-point conical singularity (phase-space shift). Reproduced from [15]. CC BY 4.0 © 2016 Optical Society of America.

in the frequency-wavevector phase space, is gained at the expense of the *spatial resolution*. On the other hand, conventional TO allows fine tailoring of the spatial response, but completely lacks spectral resolution. Thus, conventional and nonlocal TO can be viewed as two extremes in the spatial vs. spectral resolution tradeoff. As a future challenge, it would be very intriguing to *bridge* these two extremes, so as to blend in a desired fashion *both* spatial and spectral resolution. From the mathematical viewpoint, *windowed* spatial Fourier transforms, such as the Gabor transform, seem to constitute a particularly suitable, self-consistent framework for such a *hybrid* TO formulation. In such a scheme, the window width would set the spectral vs. spatial resolution tradeoff via an uncertainty relation, and the conventional and nonlocal TO formulations would be recovered as the limits for zero and infinite window width, respectively. The above-envisioned Gabor-type formulations may considerably expand future prospects for TO applications, encompassing complex scenarios featuring, e.g. nonlocal effects at different spatial scales, such as photonic ‘hypercrystals’. Moreover, they may also set the stage for disruptive field-manipulation platforms combining the *spatial-routing* (e.g. multiplexing, steering) capabilities of conventional TO with the inherent *signal-processing* capabilities (e.g. convolution, differentiation, integration) enabled by nonlocal TO. This may open up new intriguing venues in the emerging field of ‘computational metamaterials’ [16].

In [17, 18], our team put forward a *complex-coordinate* TO extension that can naturally handle non-Hermitian metamaterials featuring spatial modulation of loss and gain. Also in this case, the appealing characteristics of conventional (real-valued) TO in terms of physically incisive modeling and geometry-driven intuitive design are retained, by combining

the approach with well-established analytic formalisms based, e.g. on the ‘complex-source-point’ (CSP) representation of beam-like wave objects, and the ‘leaky-wave’ (complex propagation constant) modeling of radiating states [17, 18]. For instance, as schematized in figure 4, a complex coordinate transformation relating a ‘source’ and an ‘image’ CSP can be interpreted in the real, physical space as an input–output transformation of an optical beam, induced by a non-Hermitian metamaterial slab, with full control on the waist position, direction and diffraction length. This represents a rather versatile and insightful approach, which brings about new degrees of freedom and may provide new perspectives in the design of active optical devices and radiating systems, with the use of gain not merely limited to achieve loss compensation.

Metamaterials mixing loss and gain are also receiving a surge of interest as potentially feasible testbeds for studying phenomena and properties that are distinctive of non-Hermitian systems. These include *parity-time* symmetry and *exceptional points* (i.e. degeneracies between complex eigenstates), which are ubiquitous in many disciplines, ranging from quantum mechanics to nuclear physics [19]. The application of non-Hermitian TO extensions to these scenarios is still largely unexplored, and represents one of the most fascinating developments to pursue. Preliminary studies on parity-time-symmetric metamaterials [17] have shown intriguing connections between the onset of *spontaneous symmetry breaking* (an example of exceptional point) and the *discontinuous* character of the complex-coordinate transformation. This may be indicative of deeper connections between the analytic properties of the transformations and the physics of exceptional points, whose exploration may uncover novel effects and shed new light on the phenomenological understanding.

Advances in science and technology to meet challenges.

Nonlocal TO extensions crucially rely on nonlocal effective models to approximately match the desired (ideal) constitutive blueprints with that of a physical metamaterial structure within appropriate phase-space regions. Therefore, essential to further advances in this field is the availability of a comprehensive ‘library’ of effective nonlocal models, building up on general [20] and structure-specific [21] nonlocal homogenization approaches. Moreover, the discovery of new structures and regimes where nonlocal effects are enhanced, and possibly attainable via moderate-permittivity, low-loss material constituents may significantly boost the practical applicability of nonlocal TO. Finally, the development of full-wave

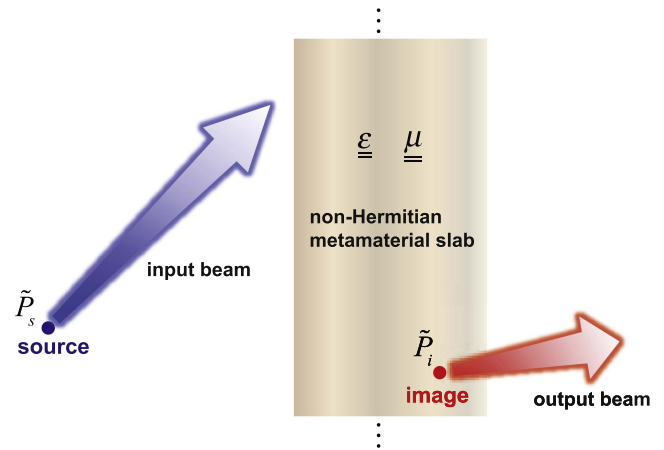


Figure 4. Schematic representation of the complex-coordinate TO mapping between a ‘source’ and an ‘image’ CSP (\tilde{P}_s and \tilde{P}_i , respectively). In the physical, real space the mapping can be interpreted as a transformation of an input beam into an output beam (blue and red arrows, respectively), induced by a non-Hermitian metamaterial slab.

numerical simulation tools implementing nonlocal constitutive relationships would also represent a major catalyst.

Non-Hermitian TO, on the other hand, critically relies on the possibility to precisely tailor the spatial distribution of loss and gain, which is becoming technologically viable. At microwave frequencies, gain may be attained via classical amplification schemes based on operational amplifiers and Gunn diodes, whereas at optical wavelengths active dopants such as two-level atoms (or quantum dots) may be exploited. While certain non-Hermitian effects may require unfeasibly high values of gain, it is also important to remark that *completely passive* (i.e. lossy) structures have been exploited to experimentally demonstrate pivotal proof-of-concept effects in the physics of exceptional points (see e.g. [22]). Within this framework, metamaterials with *near-zero* constitutive parameters (real part) [23] appear particularly attractive in view their well-known capabilities to dramatically enhance the effects of relatively low levels of loss and/or gain.

Concluding remarks. In a variety of metamaterial applications of current interest, spatial dispersion and loss/gain are escalating from second-order nuances to instrumental effects. Nonlocal and non-Hermitian extensions of the TO approach potentially constitute an attractive framework to harness these effects in a versatile, systematic and insightful fashion.

4. Transformation optics by photonic crystals: a nonlocal route towards the optical frequency regime

Yun Lai

Nanjing University

Status. Transformation optics (TO) theory was originally derived in a local medium framework [1, 24]. Since coordinate transformation often leads to unusual materials parameters absent in nature, metamaterials [25] have been applied to realize these parameters in novel TO applications, such as cloaking [1, 24, 25] and illusion optics [26]. Most of the experimental demonstrations of TO were achieved by metamaterials. However, at optical frequencies, metamaterials suffer from a loss in their metallic components. Moreover, optical metamaterials demand nano-scale unit structures, which makes the fabrication of macroscopic samples quite challenging.

On the other hand, photonic crystals [27] can provide an excellent low-loss platform for optical devices. Besides the famous band-gap properties, photonic crystals are also well known for exhibiting novel refractive behaviors such as negative refraction. Interestingly, negative refraction was first proposed and realized in the field of metamaterials, as a direct result of the double negative parameters. However, negative refraction was also realized by photonic crystals later. Unlike metamaterials that use unusual medium parameters to control the propagation of waves, photonic crystals utilize their spatial dispersions, which can be described by the equal frequency contours (EFCs) in the band structure, to control the wave propagation. By designing specific EFCs, the refractive behaviors of TO media and some novel TO applications can also be simulated by photonic crystals. For instance, Urzhumov and Smith first proposed to utilize elliptical EFCs to simulate the stretched TO media, and thus further realize cloaking phenomena [28]. Liang and Li proposed to use photonic crystals to replace the TO media in bending waveguides [29]. These seminal studies, however, did not explore the possibility of realizing the omnidirectional impedance matching condition, which is another distinct signature of the TO media obtained by coordinate transformation. In fact, if omnidirectional impedance matching can also be achieved by pure dielectric photonic crystals, the realization of ideal nonreflecting TO applications in the optical frequency regime is possible.

Current and future challenges. The TO theory can provide the perfect solution of omnidirectional impedance matching in the local medium framework. However, the solutions usually require complex permittivity and permeability, which are difficult to realize. Even in microwave frequencies, the perfect TO parameters are usually reduced significantly to ease the fabrication and the property of omnidirectional impedance matching is normally sacrificed [25]. This leads to reflection in cloaking experiments, compromising the ideal invisibility.

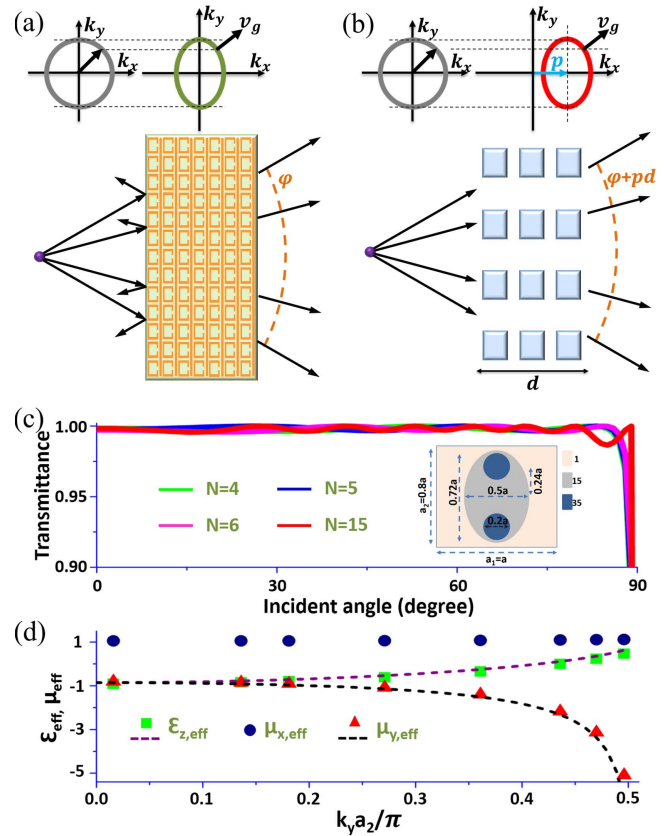


Figure 5. (a), (b) The refractive behaviors of a metamaterial slab and an ‘ultratransparent’ photonic crystal slab, respectively. (c), (d) The transmittance and nonlocal parameters of a designed photonic crystal. Reprinted with permission from [31] Copyright (2016) by the American Physical Society.

Interestingly, it is seldom known that, besides the perfect TO solution, there are actually infinite other solutions for omnidirectional impedance matching. But in order to find these unusual solutions, one has to go beyond the local medium framework, where the original TO theory is rooted, into the much less explored realm of nonlocal photonic media. Such nonlocal media exist in neither natural materials like dielectrics, nor ordinary metamaterials which function as local effective media due to sub-wavelength structures.

Photonic crystals, with microstructures much larger than that of metamaterials, can also possess effective permittivity and permeability responses. When the excited bands and eigenmodes are near the Brillouin zone center, photonic crystals can behave as effective media with zero refractive index [30]. While for bands and eigenmodes far away from the Brillouin zone center, the effect of inherent nonlocality appears, which can turn photonic crystals into nonlocal photonic media with k -dependent parameters. To the surprise of most people, such nonlocality in photonic crystals can be utilized to realize omnidirectional impedance matching [31].

Advances in science and technology to meet challenges. In figures 5(a) and (b), we show that the refractive behaviors of a photonic crystal slab with a ‘shifted’ elliptical EFC are exactly the same as that of a metamaterial slab with an

elliptical EFC at the Brillouin zone center. It is astonishing that photonic crystals with such ‘shifted’ EFCs could exhibit the rare property of omnidirectional impedance matching in TO media. It makes the photonic crystal non-reflective and totally transparent for incident light from any angle. This is clearly demonstrated in figure 5(c), where a transmittance $T > 99\%$ for all angles within $(-89^\circ, 89^\circ)$ is achieved in a slab of the photonic crystal structure shown in the inset graph, irrespective of the number of layers. In figure 5(d), the nonlocal (k -dependence) nature of the effective permittivity and permeability of this photonic crystal is clearly shown. The retrieved parameters (dots) excellently match with the derived theoretical requirement for omnidirectional impedance matching (dashed lines). In a certain sense, the omnidirectional impedance matching may also be understood as the expansion of the Brewster’s angle from a single angle to all angles. Therefore, a type of ‘ultratransparent’ nonlocal photonic medium beyond any dielectric is possible [31]. Such an ultratransparency effect also exists in one-dimensional photonic crystals [32]. Moreover, the effect could also be broadband and polarization-insensitive in some cases [32].

Since the ultratransparent photonic crystals exhibit controllable refractive behaviors and omnidirectional impedance matching, their functionality is very similar to the ideal TO media. In figure 6, we demonstrate an example of a wave concentrator. The original TO concentrator is discretized into four layers (shown in figures 6(a) and (b)) and a core. Each layer can be replaced by a corresponding type of ultratransparent photonic crystal with an EFC of the same shape, but ‘shifted’ to the X point in k -space, as shown in figure 6(c). In the simulation results shown in figures 6(d) and (e), one can see that the concentrating effects of the original TO and photonic crystal concentrators are almost the same, except for a phase difference of π in the core region. Such a phase difference is induced by the shift of EFC in k -space. As shown in figure 5(b), an additional phase of pd is added to the transmitted waves where p denotes the shift of EFC in k -space and d is the thickness of the photonic crystal. In other words, this phase difference is a signature of the nonlocality effect [31].

Ultratransparent photonic crystals can provide a pure dielectric platform for a large number of novel photonic devices such as nonlocal TO applications, wide-angle polarization filter, microwave transparent device, etc. One of the most important issues is the design strategy for the nonlocality in such photonic crystals. Besides the EFCs that control the direction of wave propagation, the effective surface impedance should be independently engineered, so as to ensure omnidirectional non-reflection. More optimization and engineering methods need to be further explored in order to find out the best strategy as well as the limit of the realized nonlocal photonic media.

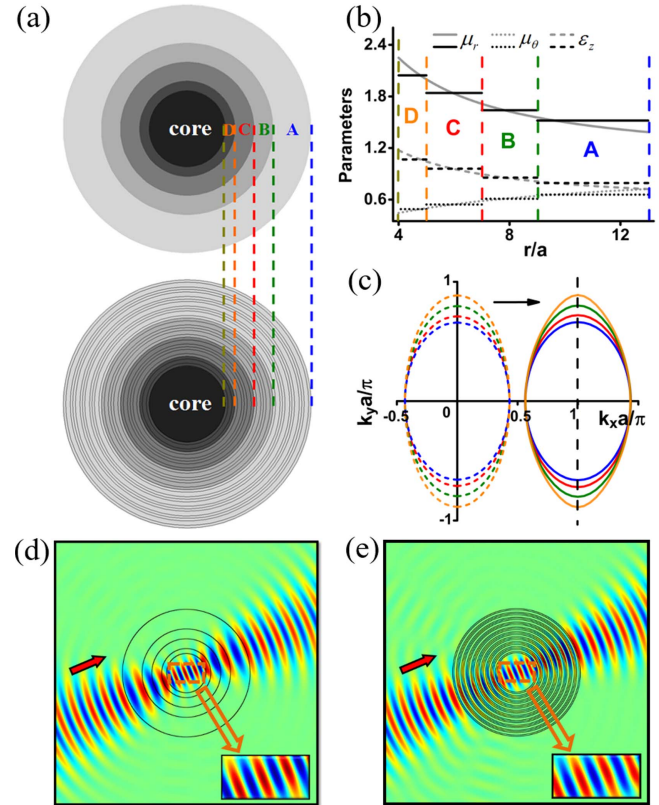


Figure 6. (a) The design process of a wave concentrator by ultratransparent photonic crystals. (b) The parameters of the TO concentrator. (c) The EFCs of the discretized four layers of the TO (dashed lines) and photonic crystal (solid lines) concentrators. (d), (e) The simulated concentrating effect for the TO and photonic crystal concentrators, respectively. Reprinted with permission from [31] Copyright (2016) by the American Physical Society.

Concluding remarks. The original TO theory was established in the field of metamaterials with local medium description. Now, pure dielectric photonic crystals with nonlocal effective parameters have shown an almost equivalent power in controlling both the refractive behavior and the impedance matching behavior, for the first time. With the advance in the fabrication techniques of large-scale photonic crystal with micrometer dielectric structures, this route may lead to experimental realization of ideal nonreflecting TO applications, such as cloaking in the optical frequency regime.

Acknowledgments. This work has been supported by the State Key Program for Basic Research of China (Nos. 2014CB360505, 2012CB921501), National Natural Science Foundation of China (Nos. 11374224, 61671314) and a Project Funded by the Priority Academic Program Development of Jiangsu Higher Education Institutions (PAPD).

5. Complex coordinates in optics; conformal maps and analytic continuation

S A R Horsley

University of Exeter

Status. Transformation optics is a theory where changing the coordinate system is used as a tool to solve the difficult problem of wave propagation in inhomogeneous materials. While we often take these coordinates as real numbers, transformation optics has even more power when we allow them to take complex values.

Undoubtedly, *conformal transformations* are the most widespread application of complex valued coordinates. They have long been applied to solve Laplace's equation in two dimensions, in areas such as electrostatics, fluid dynamics, and elasticity [33]. A conformal transformation takes the complex numbers $z = x + iy$ and $z^* = x - iy$ (formed from the Cartesian coordinates x and y) to new complex numbers $w(z)$ and $w^*(z^*)$. Such a transformation leaves the form of Laplace's equation unchanged, and this form invariance allows one to map simple solutions in simple geometries to equivalent solutions in more complicated ones. Transformation optics has also made heavy use of conformal transformations to design optical materials. For instance, Leonhardt [24] used a conformal transformation to design an invisibility cloak; and more recently Pendry *et al* [8] developed a theory of plasmonic energy concentrators based on conformal transformations.

But the utility of complex coordinates is much broader than conformal mapping. While a conformal map replaces the two-dimensional coordinates x and y with the single complex number z and its complex coordinate z^* , one can also treat the x, y coordinates in the wave equation as complex numbers themselves, in any number of dimensions. Such a '*complexification*' effectively doubles the number of dimensions of the space.

At the simplest level, this extension of the coordinate system allows one to find inhomogeneous materials that change the amplitude of a wave without generating any reflection. As a rough illustration, consider a plane wave in 1D, $\phi = \exp(inkx)$ (obeying the Helmholtz equation $d^2\phi/dx^2 + (nk)^2\phi = 0$). Performing a complex rotation of the x coordinate $x = (a + i b)x'$, we obtain either an exponentially growing or decaying wave, replacing the original real index n with the complex index $(a + ib)n$. As emphasized by Chew [34], the theory of the perfectly matched layer—nowadays the most common method for truncating a computational domain—is founded on this approach.

Continued interest in transformation optics has led to new work in this area, applying complex valued spatial coordinates to design materials with inhomogeneous distributions of loss and gain [35–36]. This has been teamed with the realisation that such optical materials can be used for the experimental investigation of a family of complex valued ('*PT* symmetric') potentials that have long been a curiosity in

quantum mechanics [37]. For example, it has been found that reflectionless materials with *PT*-symmetry can be designed using a complex coordinate transformation of the Maxwell equations [17].

This '*complexified transformation optics*' allows for an interesting way of thinking. When we ordinarily solve the wave equation in real space, we do not consider the analytic continuation of the coordinates—the coordinates in the lab are real numbers! But, were we to look, we would find particular features (e.g. poles or branch cuts) that occur in the wave field at complex values of the coordinates (as shown in figure 7). Through introducing an inhomogeneous anisotropic material, a complex coordinate transformation can move these features into real space [35, 17]. Transformation optics with complex coordinates gives a physical meaning to the analytic continuation of a wave field!

Taking seriously the analytic continuation of the wave equation has recently provided some other new and rather general results [35, 36]. These apply to planar media where the refractive index (or equivalently the permittivity) varies as a function of one of the coordinates x . If the refractive index $n(x)$ is an analytic function in either the upper or lower half complex x plane, then the material will not reflect waves incident from one side, whatever the angle of incidence. In addition, if $n(x)$ has only poles of order higher than 1 in the complex position plane, then the slab will also have the same transmission coefficient as free space—it will be invisible from one side. The construction of such reflectionless media is in many cases also practically feasible, and one such material has recently been experimentally realised [38].

Current and future challenges. If we want to extend the reach of complex analysis in wave propagation problems, there are both mathematical and practical challenges. Here I shall mention some which I know of, and some questions I think are interesting to ask.

I think the practical challenges are quite clear. Take the application of conformal transformations to cloaking, or to the design of plasmonic structures (e.g. gratings). Because conformal transformations are a special kind of coordinate transformation, then there is the question of what happens when we deviate from the condition of conformality. No experiment will be able to implement a refractive index profile accurate to an infinite number of decimal places. The same problem is also evident for the analytic profiles given in [36]—no experiment will be able to fabricate a profile that is equivalent to a function that is analytic in the upper half complex position plane. There is always some tolerance to fabrication error. But in many cases, I think it remains a challenge to build the devices we are inventing with transformation optics (whether using real or complex valued coordinates); both to develop a sufficient range of available material parameters, and to make the fabrication error small enough that the devices function as we intend them to.

Although there are many experiments in this area, I am just trying to make the point that many of our designs are not yet practically feasible. This is especially true for some of the

designs where both the real and imaginary parts of the material parameters are graded in space.

There are also some interesting mathematical questions to address. For instance, we know that making the coordinates complex can lead to general results concerning the reflection and transmission of waves through inhomogeneous media, and that features in the complex position plane can be given a physical meaning via transformation optics. But, to date, we have largely based our understanding on the theory of functions of a single complex variable. Yet mathematicians have developed the theory of several complex variables—seldom used in optics—with concepts such as ramification taking the place of the branch cut. An interesting question is whether the theory of functions of several complex variables can be applied to derive useful information about the interaction of waves with structured media. In a similar spirit, it is also interesting to ask whether the theory of complex manifolds (and special cases such as the Kahler manifold) can be applied to complex coordinate transformation optics.

Another interesting connection that may be productive to explore is the connection between complex coordinates and the one-way edge states that are currently attracting interest in the field of ‘topological photonics’ [39]. This connection does not seem to have been explored, but can be straightforwardly observed in the cases where the effective refractive index vanishes and the field obeys the Laplace equation $\nabla^2\phi = 0$. Because the system only supports interface states that propagate in one direction, the field must become a function of one complex variable e.g. *only* z , i.e. $\phi(z) = \exp(kz) = \exp[k(x + iy)]$.

Advances in science and technology to meet challenges.

The above mathematical challenges pose questions that do not require any new mathematics, but require further time to answer. In contrast, I think the experimental realisation of many of the materials we design does require advances in technology.

Probably the most important is the ability to precisely and separately control the reactive and dissipative response of materials, so that refraction, loss and gain can all be separately graded in space. This could involve the development of metamaterial elements with a wide range of complex effective permittivity and permeability values. Gain is an especially difficult property to control, and the present implementations often lead to instabilities.

Although there are cases where both real and imaginary parts of the material parameters have been separately controlled in space (see e.g. [38]), at the moment this is generally a difficult task. We should mention that [38] uses a rather ingenious trick, translating the analytic properties of a metamaterial in the frequency domain to analyticity in the spatial domain, grading the resonant properties of metamaterial elements to obtain one of the non-reflecting index profiles derived in [36]. Such an approach may be useful more generally.

Concluding remarks. Complex analysis is an old topic that is being given new applications in the field of metamaterials

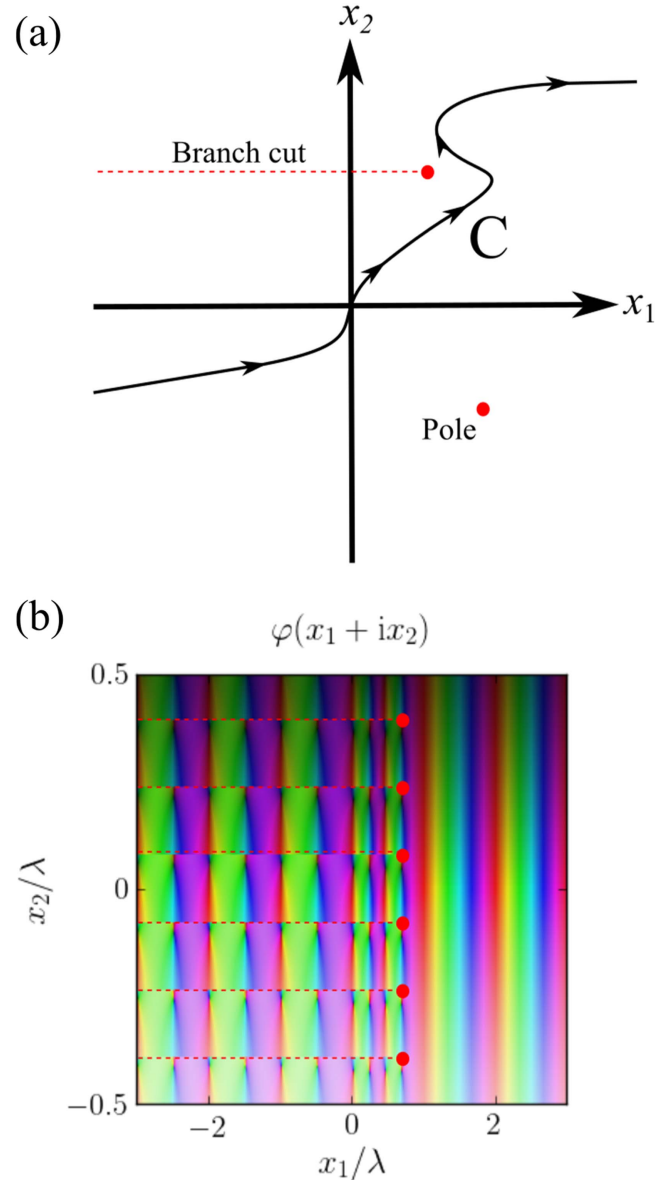


Figure 7. (a) Schematic of a complex coordinate transformation of the wave equation, where the real line $x = x_1$ is replaced with a curve C that ventures into the analytically continued wave field. This process changes both the material parameters and the wave field in the wave equation; (b) an example of the numerical solution of the 1D wave equation in complex coordinates, in this case showing a series of branch cuts (dashed red lines) emerging from the imaginary axis.

research. It is used within transformation optics both through *conformal transformations* in two dimensions, and through the complex transformations and analytic continuation used to investigate materials with distributions of loss and gain. In the future, there promise to be further applications of the mathematics of complex coordinates in optics, which may enable a deeper understanding of wave propagation in complex inhomogeneous media.

Acknowledgments. SARH acknowledges funding from the Royal Society and TATA.

6. Extending transformation optics and towards a thin cloak

Jensen Li, Jian Zhu University of Birmingham

Status. The interest of getting an invisibility cloak has a very long history but its main breakthrough came from the establishment of transformation optics (TO). It is the theoretical framework of TO that gives us a recipe of the required material profile of a cloak, while metamaterials provide us the necessary palette of material parameters. The first metamaterial cloak was realized in the microwave regime within half a year from the theory proposal [25]. Figure 8(a) shows the dispersion surface of a TO medium when a light bends from the freespace to the surface layer of a cloak while figure 9(a) shows the simulation of a cylindrical cloak for a plane wave coming from the left. The dispersion surface for both the TE and TM polarizations become generally elliptical with a change in shape to redirect light. The deformation gets bigger near the inner surface of cloak with more extreme material parameters. It was then quickly recognized that metamaterials cannot provide these extreme parameters for a cloak to work at optical frequencies due to the limit of resonance strength. One way out is to make a compromise on the functionality. If we conceal an object under a carpet instead of in the middle of air, the transformation involved compresses the object to a flat sheet instead of a point. This strategy makes the range of the required material parameters much less extreme. Cloaks for visible light, figure 9(b), become realizable (e.g. [40]). Since then, we have been witnessing a dynamic period of development of TO in one of two directions: one on further simplifying cloaking strategies to have the ultimate application of cloaks in the real world; another on extending TO as a framework to design optical components with functionalities beyond the conventional ones. The simplification route pushes the cloak towards higher frequencies, towards 3D applications, and towards cloaking objects of macroscopic sizes. The generalization route applies TO on getting devices beyond a cloak, e.g. to project an additional virtual object as an optical illusion, to design silicon photonic components with optimized performance, and to apply a transformation approach to other kinds of waves.

A consideration on how to extend the fundamental principle of TO can actually benefit both directions. Coordinate transformation is at the heart of TO to get form-invariance of Maxwell's equations. A real 3-tuple (x, y, z) is mapped to another 3-tuple. One possibility is to generalize the coordinates to complex numbers. It extends TO to include material gain and loss so that active applications like fictitious source generation and one-way invisibility can be achieved [17]. On the other hand, we can add a fourth coordinate: time. A dynamic event cloak becomes realizable [42]. It turns out that coordinate transformation is not the only possibility to get form-invariance. The transformation can also happen in the polarization, an internal degree of freedom, as a gauge transformation [43]. An example is an abstract rotation in the

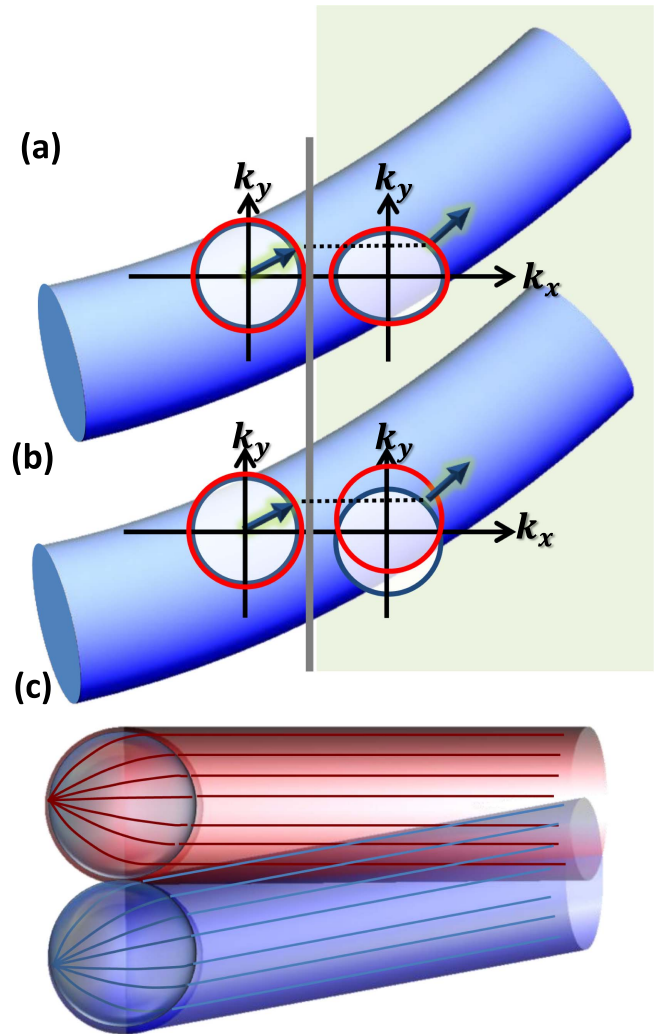


Figure 8. Ways to redirect light beam (a) by changing the shape of dispersion surface from TO-media, (b) by splitting dispersion surface from gauge transform-media. Vertical grey line indicates an interface. (c) Luneburg lens for getting variable directions from point sources.

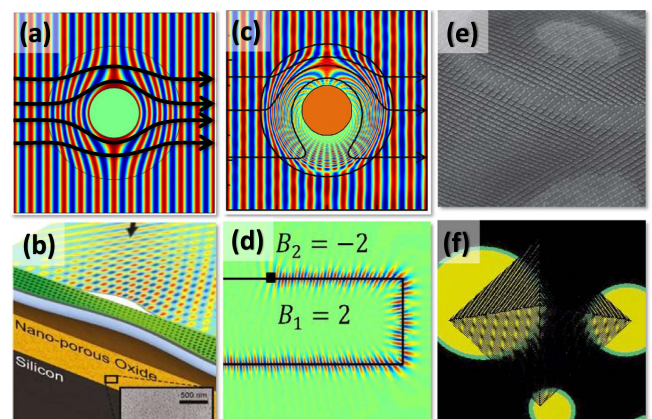


Figure 9. (a), (b) Cylindrical and carpet cloak at visible light from coordinate transform. From [40]. Reprinted with permission from AAAS. (c), (d) Gauge transform to get a cloak and one-way edge state. (e), (f) 3D carpet cloaks by metasurface [41] and by lens array. From [41]. Reprinted with permission from AAAS.

polarization space for 2D wave propagation:

$$\begin{pmatrix} \mathbf{E}'_z \\ i\mathbf{H}'_z \end{pmatrix} = \begin{pmatrix} \cos \phi(\mathbf{x}, \mathbf{y}) & -\sin \phi(\mathbf{x}, \mathbf{y}) \\ \sin \phi(\mathbf{x}, \mathbf{y}) & \cos \phi(\mathbf{x}, \mathbf{y}) \end{pmatrix} \begin{pmatrix} \mathbf{E}_z \\ i\mathbf{H}_z \end{pmatrix}.$$

The transformation induces a corresponding one on the material parameters and forms its own class of materials. Figure 8(b) shows the class generated from such an abstract rotation. The transformed permittivity has additional anisotropy ϵ_{xz} and ϵ_{yz} . Equivalently, the dispersion is split into two polarizations by shifting the circular one into two opposite directions in the k -space (versus deforming shape in figure 8(a)). This splitting can be interpreted as a gauge field (pseudo vector potential) for photons. It provides a ‘magnetic’ force to redirect light and can be utilized to design a cloak [44]. Figure 9(c) shows the simulations for a cylindrical cloak designed with gauge field approach. The rays passing through the cloak are squeezed upwards (versus figure 9(a)). This asymmetry occurs in opposite ways for the two polarizations. Such an asymmetry with the ‘magnetic’ bending force gives us a route to design TO devices with asymmetric transmission functionality. Figure 9(d) shows an example to generate a one-way edge state, which propagates between two regions of metamaterials and is not reflected even when a sharp corner is encountered.

Current and future challenges. Although generalizations allow us to extend TO applications to new territories, a major current challenge on designing a cloak using the TO approach stays behind: to obtain a thin cloak, working for wide angles in 3D, which are essential for a wearable cloak. Taking the cylindrical cloak as example (figure 9(a) with ray-tracing), intuitively the outermost cylindrical layer is responsible for the light hitting the cloak at a shallow angle, while an inner one, together with the layers outside, are responsible for the light nearer to normal incidence. The angular operation thus comes from a finite thickness of the cloak. Unless very extreme material parameters are allowed, a small thickness and wide-angle operation are difficult to realize at the same time. It also means that we can go further on the simplification route to get a thin cloak but with a limited viewing angle.

We have already seen some successful demonstrations along this direction. By going to the extreme case of only one single layer of metamaterial atoms, as a metasurface, a carpet cloak at the normal incidence can be designed by phase compensation to get a target reflected plane wave. Surprisingly, even though it is designed at normal incidence, the working angle can be as large as 30 degrees in a demonstrated 3D metasurface cloak [41] (figure 9(e)). For the carpet cloak, it is also desirable to go beyond a flat mirror to mimic an arbitrary background image on the floor.

Advances in science and technology to meet challenges. To enhance the working angle for a thin cloak, bearing in mind

the issues we have discussed earlier, one natural step is to make a balance between the working angles and thickness of cloak. Naturally, we can go from a single layer of metamaterial atoms to multiple layers or a thicker layer. Recently, the concept of Huygen’s metasurfaces with two layers of metamaterial atoms have found excellent usage in enhancing transmission efficiency, utilizing both electric and magnetic response of the metamaterial atoms, with a homogenized boundary description of the metasurface [45]. Such a homogenized boundary description may be utilized to formulate TO instead of using effective medium parameters of the bulk. By designing successive layers of the metasurfaces, the cloaking behavior at a series of viewing angles can be obtained from normal to oblique incidence.

Another approach to get angular operation for a thin cloak takes advantage of the concept of integral imaging. Figure 8(c) shows the basic principle in redirecting light by a lens array. Unlike TO, in which dispersion surfaces are defined continuously at any locations inside the device, the device is pixelized into an array of lenses and each lens controls the direction of the generated light from a point source at different foci. Such an array can be used to project the desired 3D image you would like the observer to perceive in the case of a cloak. A preliminary demonstration by putting a 1D array of cylindrical lens on top of a digital display has achieved a cloak with viewing angle up to 13.4° , varying in a single direction [46]. Although the viewing angle is limited due to paraxial geometrical optics, it gives a practical approach for a thin cloak with all three colors, with a compromise on spatial resolution of the image. To get an omnidirectional viewing angle, one can replace the 1D paraxial lens array by a 2D array of Luneburg lens (as figure 8(c) depicts). Figure 9(f) shows schematically if we assemble such Luneburg lens arrays into a pyramid, which projects the image on the floor consisting of circular-disk patterns to any angles. Furthermore, to focus light coming from different directions to the Luneburg lens array on a common plane, TO will be very favorable to realize the flattened Luneburg lens [47] for the lens array.

Concluding remarks. Based on the early works of TO together with metamaterials, we now have the basic language in designing a cloak. We believe there are still huge opportunities for us to develop TO. A fundamental approach in extending TO’s theoretical framework should be beneficial to both getting a realistic cloak and designing optical components with properties beyond those given by conventional approaches. Probably, the wearable cloak for visible light will be an extension or combination of the TO technique with approaches such as metasurfaces and integral imaging.

Acknowledgments. We acknowledge support from European Union’s Seventh Framework Programme under Grant Agreement No. 630979.

7. Combining curvature and index gradients for surface and guided waves

Rhiannon C Mitchell-Thomas¹ and Oscar Quevedo-Teruel²

¹University of Exeter ²KTH Royal Institute of Technology

Status. Transformation optics has been proven to be a very versatile and powerful tool. It allows a link between geometry and the properties of a material to be formed, which is exact for waves propagating through a medium. The method employs a coordinate transformation to predefine the desired wave propagation characteristics, and this transformation is then used to calculate the appropriate permittivity and permeability with which to fill space so that this behaviour is achieved. For waves confined to a surface, geometrical optics provides a similar link between geometry and materials [48]. In contrast to the complex material properties required by transformation optics, the use of geometrical optics results in purely isotropic index profiles. These profiles are inhomogeneous, with a rotationally symmetric index gradient, meaning that they vary only along the radial direction of a polar coordinate system, but not the angular. It also allows for surfaces with non-zero curvature to be considered, which is not possible with transformation optics, and this provides new opportunities for device design.

Familiar lenses, such as the Luneburg and the Maxwell fish eye lens can be derived using geometrical optics. These isotropic, rotationally symmetric index profiles are accurate in the limit of geometrical optics, and hence the lenses must be electrically large to operate effectively. Using geometrical optics, equivalent surfaces for these types of lenses can be calculated [49]. For example, the Maxwell fish eye lens, which has a radially dependent refractive index profile that varies from one at the perimeter to two at the centre has an equivalent surface which is a homogeneous hemisphere. This lens has ray trajectories such that a point source positioned on the circumference will be imaged on the opposite side of the lens, due to the graded index. Equivalently, rays emitted from a point that are confined to the surface of a hemisphere would converge to a point on the opposite side. In this case, it is the curvature that accounts for the focusing, as the material of this surface is homogeneous. The equivalent surfaces for a whole family of these rotationally symmetric lenses have been derived, including those with singularities at their centres, and two examples of the latter are shown in figure 10. However, there is a limitation. This is when the index profile increases at a rate equal to or more rapidly than $1/r^2$. When this condition is reached, all rays that are incident on the profile are unable to escape and the equivalent surface is no longer closed.

These equivalent surfaces have found only limited practical application [50, 51], and one of the reasons is that the shape of the curved surfaces may have undesirable features. For example, the surfaces shown in figure 10 are tall with respect to the radius, and also have a 90 degree transition when positioned on a flat surface. To overcome this issue, a combination of curvature and index gradients can be used to

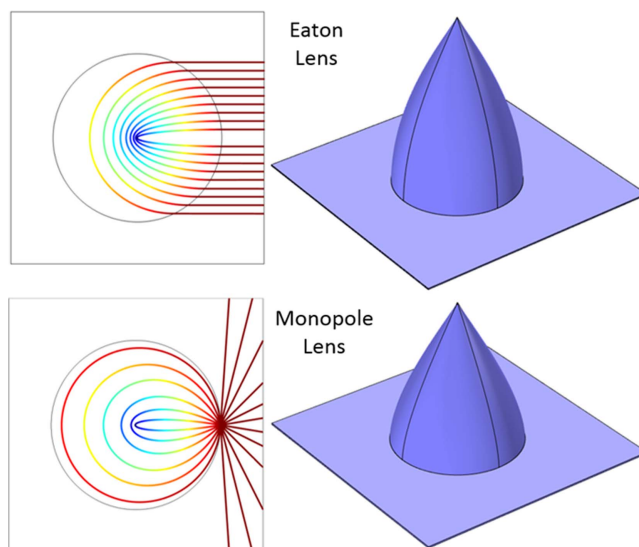


Figure 10. Ray tracing in graded index profiles and the equivalent homogeneous surfaces for the Eaton lens and a monopole lens.

achieve the same behaviour, but with more freedom in the surface shape and index contrast can be limited to achievable values [9, 52, 53]. It is in this context that geometrical optics offers the most freedom in terms of practical device design, and full advantage can be taken of this versatile technique.

Current and future challenges. This combination of curvature and index gradients finds application in a number of areas, and three different devices will be discussed here. The first of which is a family of lenses that have very appealing properties, yet are impossible, or very difficult to fabricate in practice. Two examples are shown in figure 10, including the Eaton lens, which retro-reflects all rays that are incident on it, and a monopole lens, which can be used so that an omnidirectional source only emits energy in one half-space of a 2D plane. However, the common feature of these lenses is that they exhibit a singularity in the centre of their refractive index profiles. It has been shown that curvature can be employed to emulate the influence of the singularity using a pointed tip at the centre, as shown in figure 10, where the gradient of the tip is defined by the speed with which the profile approaches infinity [9]. In order to design a practical device, a graded index with a modest contrast of 1.6 is combined with a curved parallel plate waveguide so that the field is confined between the plates. The top image in figure 11 shows the electric field in this waveguide, and it can be seen to accurately retro-reflect the incident input beam so that the output beam exits the device in the same direction [9].

A further use of geometrical optics is to redesign lenses so that they are conformal to existing surfaces [52]. The increasing requirements for ever higher data transfer rates in wireless systems demands improved antennas with higher directivity, yet with decreased weight and volume that are less intrusive in the surrounding environment. One solution is to employ surface wave lenses, that are thin and lightweight, but with a large surface area. They can be applied to existing surfaces of vehicles, for example, but these surfaces may not

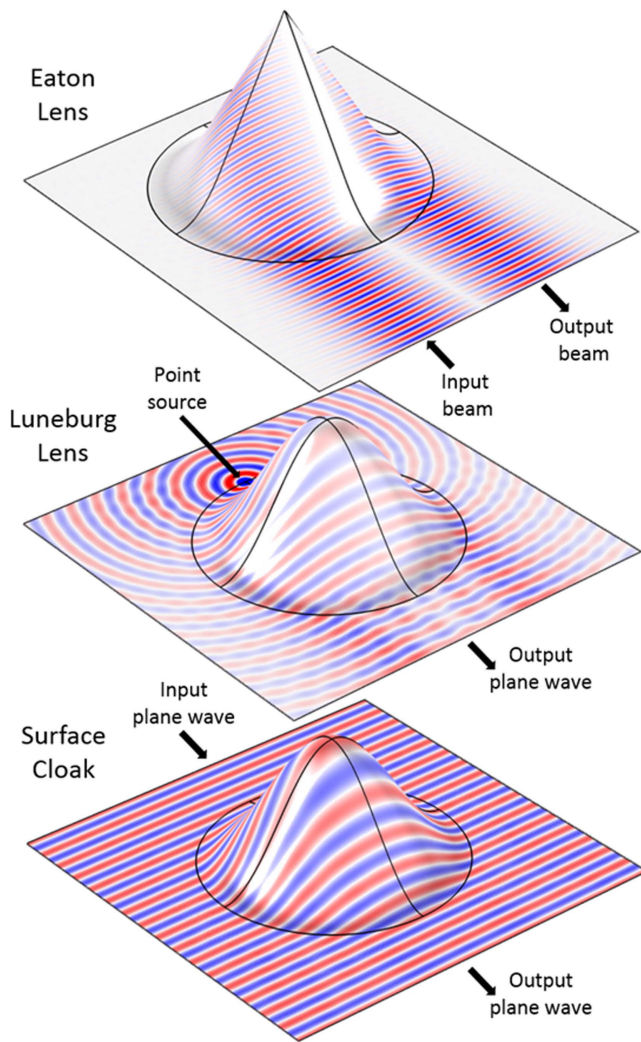


Figure 11. Examples of devices designed using geometrical optics that employ curvature. (Top) An Eaton lens with a modest index contrast of approx. 1.6. (Middle) A Luneburg lens conformal to a curved surface. (Bottom) A surface cloak where the influence of the curvature has been removed with an appropriate index profile.

be flat. In this case, it is known that the curvature of the surface will degrade the performance of a surface wave lens. However, it is possible to calculate a modified version of a graded index lens that is appropriate for a given surface with curvature. In the middle image of figure 11, a Luneburg lens on a curved surface is shown. It can be seen that the point source excitation is transformed to a plane wave output beam, which could then be leaked into a beam propagating in free space, creating the basis for a design of a conformal antenna [52].

Finally, an alternative version of a surface wave cloak can be created, without the use of the transformation optics technique [53]. In this case, a curved surface is employed to guide a wave up and over the object to be cloaked. This curvature will cause an undesired distortion to the incident wave and leave a signature. The route to eliminating any distortion is to counter the influence of the curvature with use of a graded index profile, so that this combination now has an

equivalent surface that is flat and homogeneous. A surface cloak is shown in the bottom image in figure 11, where the input plane wave can be seen to be undistorted after propagating through a section of curved waveguide, due to the rotationally symmetric index which fills the curved region [53]. This type of cloak can be used to avoid scattering that would be caused by an obstruction on a surface.

Advances in science and technology to meet challenges. All of the above devices require an isotropic index gradient to be achieved, for which there are multiple approaches. Dielectric materials, engineered so that the relative permittivity can be precisely controlled are achievable with the combination of a low dielectric host medium loaded with high dielectric particles. In order to achieve a graded index, usually a discretization is applied and a number of layers are individually cast [54]. For waves bound to an interface between a dielectric and free-space, it is also possible to achieve a change in speed of the supported mode simply by varying the thickness of a homogenous dielectric [55]. Alternatively, metasurfaces can be employed, where the index gradient is achieved by slowly varying the geometrical parameters of the individual meta-elements. This type of implementation would limit the operational bandwidth of a device due to the resonant nature of commonly used metasurfaces, but new advances in metasurface design have shown that these limitations can be considerably relaxed if higher symmetries are employed [56].

Rather than rely upon a rapid advance of a certain technology to meet requirements, this method of device design is chosen for its suitability with the current state of the art of manufacturing techniques. The fact that no complex anisotropy or simultaneous magnetic and electric properties are required is one of the major advantages of this technique.

Concluding remarks. Here, a description of the application of geometrical optics to design a new range of devices has been given. This method allows curvature to be employed when creating surface or guided wave devices, which only require very basic material properties. The addition of this extra degree of freedom, surface curvature, permits the definition of purely isotropic materials and can negate the need for singularities in refractive index profiles. Three examples have been shown, including an Eaton lens with a finite and modest refractive index contrast, a conformal Luneburg lens, and a surface cloak, demonstrating the versatility of the technique. All of these devices can be fabricated by employing either metasurface or graded dielectric approaches.

Acknowledgments. The first author was funded by the Engineering and Physical Sciences Research Council (EPSRC), UK under Grand Challenges Grant (EP/N010493/1) 'SYnthesizing 3D METAmaterials for RF, microwave and THz applications (SYMETA).'

8. Transformation optics at surfaces

Philippe Tassin and Vincent Ginis

Chalmers University of Technology and Vrije Universiteit Brussel

Status. About a decade ago, transformation optics established a new way to take advantage of the unprecedented properties of metamaterials for the design of optical devices. The formalism relies on the form-invariance of Maxwell's equations for the propagation of light in an inhomogeneous medium under coordinate transformations. This invariance leads to an equivalence relation between the components of a metric tensor and the permittivity and permeability of a medium. The design technique for optical devices then goes as follows: start from a Cartesian grid and bend the coordinate lines until they follow the desired path. In this way, one defines a metric tensor, which can subsequently be used to calculate the spatially varying permittivity and permeability functions needed for an optical device in which light rays follow paths along the transformed coordinate lines.

Transformation optics as a design technique for optical devices has three major advantages compared to traditional design techniques. First, it allows dividing the optical design into two steps. One starts from the desired electromagnetic field distributions to determine the material properties of the device. These material properties need then be implemented with nanostructured metamaterials—a challenging problem in itself. The second advantage is that transformation optics is, just as Gaussian optics for traditional optical instruments, a completely geometrical procedure. Finally, transformation optics is not diffraction-limited. Since it is based on Maxwell's equation, it is a full-wave technique, and optical devices designed by it do not suffer from geometrical aberrations.

Current and future challenges. In its original formulation from 2006, transformation optics is inherently a three-dimensional method. It relies on continuous transformations between coordinate systems in a three-dimensional space, generating permittivity and permeability functions that vary smoothly as a function of the space coordinates. This method creates optical devices with permittivity and permeability varying in all three dimensions.

However, this is not very desirable from a technological point of view. Metamaterials research has increasingly focused on the fabrication of so-called metasurfaces, two-dimensional arrays of meta-atoms, which are easier to fabricate and still allow for versatile transmission and reflection properties. Metasurfaces can now be designed to have almost any optical property in a flat or curved plane. This makes transformation-optical techniques applicable to metasurfaces very interesting.

When considering transformation optics at surfaces, we must distinguish between devices where a light beam is scattered by a transformation-optical surface (figure 12) and

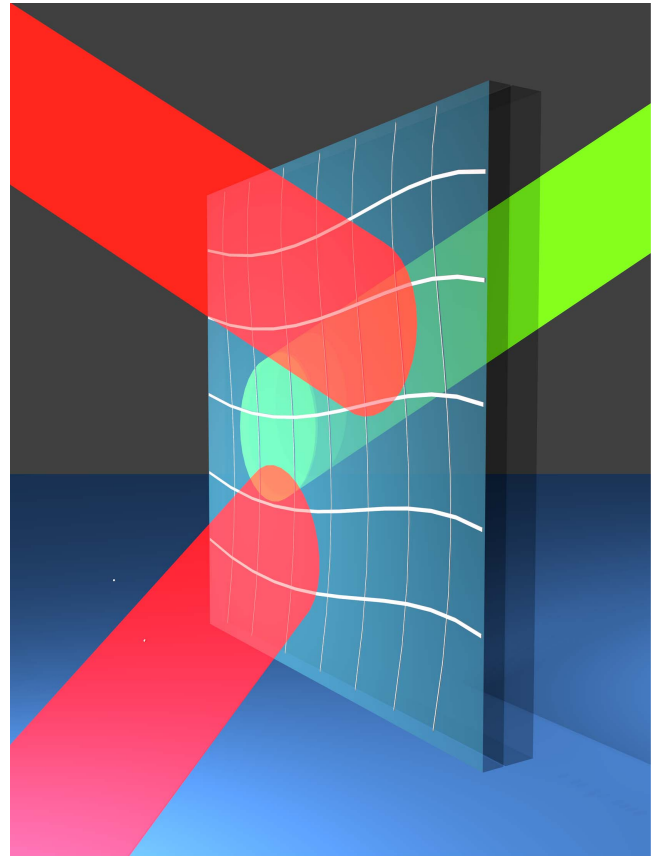


Figure 12. Illustration of a light beam reflected and transmitted at the surface of a transformation-optical material. With the use of a coordinate transformation, we want to engineer the properties of the scattered beams—for example, direction of propagation, beam shape, and frequency.

devices where a light wave propagates along a transformation-optical surface (figure 13).

In one of the first steps towards transformation optics on surfaces, a thin metamaterial coating was designed to enhance the optical force between two traditional optical waveguides [57]. If the metamaterial implements an annihilating transformation, then it is decreasing the effective interwaveguide distance experienced by the light waves in the underlying electromagnetic space, thus enhancing the optical forces between the waveguides. Annihilating transformations can be obtained from metasurfaces with a negative index of refraction.

Nevertheless, one can make use of discontinuous transformations to describe electromagnetic phenomena that occur at an interface between a common material (or air) and a metamaterial surface, e.g. the Goos-Hänchen shift [58]. If the metamaterial is the transformation-optical equivalent of a coordinate transformation, then discontinuous transformations allow us to understand and engineer phenomena at the surface of nanophotonic structures in terms of a geometrical framework.

A second reason for wanting to apply transformation optics to thin two-dimensional optical systems is that optical devices are increasingly being integrated on photonic integrated circuits. One of the main advantages of integration is of course a smaller




Figure 13. Illustration of transformation optics in lightwave technology. With the use of transformation optics implemented with inhomogeneous metasurfaces or waveguides, photonic functions such as steering, wave reshaping, splitting and recombining can be achieved.

footprint. However, with routing of optical signals in such circuits being achieved with strip or rib waveguides, bends and processing elements become less efficient with further miniaturization. A full-wave design technique such as transformation optics could thus advance the miniaturization of integrated optical circuits.

A number of research groups have recently made progress in designing two-dimensional transformation-optical devices for in-plane guided waves. By placing a metamaterial on top of a metal film, it is possible to steer surface plasmon waves along a bend, focus them, or make them pass over an obstacle [59, 60]. These approaches add a metamaterial on top of a nanophotonic waveguide. By locally modifying the Fermi level of graphene, it was also proposed to create a two-dimensional transformational-optical surface that can split or focus surface waves on graphene. Here, the guided-wave-supporting surface is modified by a transformation [61]. In a dielectric waveguide, it is also possible to locally adapt the thickness to achieve a desired spatial distribution of mode indices implementing a transformation optics design [62] at the expense of backscattering.

Recently, an alternative transformation optics theory was developed for guided waves on integrated optical waveguides.

Indeed, one problem with transforming integrated optical waveguides is that traditional transformation optics imposes metamaterials in both the core and the cladding of the waveguide. This results in bulky structures that are difficult to fabricate. However, if one also varies the thickness of the waveguide, it is possible to transform guided waves in waveguides where the core is made of a metamaterial, but the cladding is left unaltered [63, 64]. The thickness variation is engineered such that the dispersion relation is unaltered before and after the transformation. With this method, beam splitters and beam benders have been designed.

Advances in science and technology to meet challenges.

The further development of surface transformation optics at surfaces will require innovations in theory as well as in nanofabrication. For the modification of light beams incident on a surface, as visualized in figure 12, transformation optics has been shown to be applicable to homogeneous surfaces, but there is no geometrical theory for inhomogeneous surfaces. Inhomogeneous metasurfaces were demonstrated to be able to achieve advanced beam manipulation, e.g. generalized refraction [65], but it is currently not completely understood how to describe and engineer this response using coordinate transformations.

For the design of guided wave devices, as visualized in figure 13, the theory of transformation optics is now well understood [62–64], but advances in nanofabrication are clearly required. Surface transformation-optical designs require an anisotropic dielectric material layer with varying height. This may be achieved with direct laser writing, similarly to how an optical ground plane cloak was fabricated by creating a matrix of spherical particles of varying size [66]. By replacing the spherical particles with ellipsoidal particles, it is possible to get anisotropic optical properties. At the same time, one can investigate how the complex parameters can be further reduced to meet the current state-of-the-art in fabrication.

Concluding remarks. In the past decade, transformation optics has revolutionized our understanding of and capabilities to design the interaction between light and three-dimensional nanostructured devices. However, for many technological applications it is even more important to be able to understand and design the interaction between light and two-dimensional media. This would allow for the manipulation of free-space travelling beams as well as for in-plane guided waves. In our opinion, further advances in this field, both theoretical and fabrication, are needed to accelerate the widespread use of transformation optics as a geometrical tool to design next-generation optical devices.

Acknowledgments. The authors acknowledge funding from the Area of Advance Nanoscience and Nanotechnology, the Research Foundation of Flanders (Fellowship No. 12O9115N), and COST (Action MP1403 on Nanoscale Quantum Optics).

9. Metasurface radiation and guidance at microwaves

Enrica Martini, Gabriele Minatti, Stefano Maci

University of Siena

Status. Controlling the electromagnetic (EM) field has become a popular research topic in recent years thanks to the advances done in the framework of metamaterials (MTMs). Metasurfaces (MTSs), i.e. the two-dimensional equivalent of MTMs, have gained a large interest due to their engineering applicability to a vast range of frequencies. MTSs consist of arrangements of electrically small metallic/dielectric inclusions in a regular planar lattice inside or on top of a thin dielectric layer, which can be manufactured with standard PCB technologies or additive manufacturing. While MTMs characterization is given in terms of equivalent volumetric constitutive parameters, MTSs characterization is given in terms of homogenized boundary conditions (BCs) defined in terms of a space-variable surface impedance. Through a proper spatial modulation of these BCs, one can control surface/plasmonic wave propagation and radiation in a simpler way than volumetric waves in MTMs. The BCs are modified by spatially changing the characteristics of the small inclusions in a gradual manner, while maintaining uniform the periodic lattice.

Depending on the phenomenon we would like to control, we can identify three classes of MTSs:

- (i) phase-gradient MTSs for space-wave control;
- (ii) phase-gradient MTSs for surface-wave (SW) control;
- (iii) sinusoidally-modulated MTSs for radiation control.

Phase gradient MTSs for space wave control [67] and their generalization called ‘Huygens MTSs’ [68, 69] are designed with the objective to transform the wavefront and polarization of space-wave fields. A general wavefront can be obtained by locally controlling the gradient of the phase of the local transmission coefficient. Thin lenses, beam deflectors and beam splitters fall in this class. From an engineering point of view, these MTSs can be seen as a generalization of transmitarrays to continuous boundaries, while, from a physical point of view, they implement the equivalence theorem.

Phase gradient MTSs for SW control have the objective of controlling surface/plasmonic wave propagation path and wavefront. These MTSs mold the wavefront during the propagation, similar to what happens in transformation optics 3D media, but maintaining the wave bounded. The phenomenon is sometimes called ‘*metasurfing*’ [70]. Planar lenses, cloaking devices, and general beam forming networks without transmission lines belong to this category. Their behavior can be described through an approach analogous to geometrical optics in equivalent graded index materials or through a planar version of transformation optics [71].

Sinusoidally-modulated MTSs have the objective to locally change the dispersion properties of a bounded SW so as to transform it into a leaky wave. These MTSs can be

directly used as antennas by exciting them with a coplanar feeder consisting of an elementary radiator. For centered-point fed MTSs, the impedance BCs are modulated with quasi-periodic functions in the radial direction, thus transforming the cylindrical SW excited by the feeder into a desired radiating aperture-field distribution. The feasibility of the concept was first demonstrated in [72, 73] and more recently systematized in [74]. The appeal of these MTS antennas is due to the capability to obtain a complete control of the aperture field distribution in terms of amplitude, phase and polarization through an almost analytic design procedure [74]. The possibility of also achieving amplitude control renders these antennas much more flexible than reflectarrays; furthermore, a low profile is achieved since the feed is in-plane and not external to the surface. Finally, low losses are obtained thanks to the absence of a beam forming network and to the non-resonant nature of the MTS inclusions.

Current and future challenges. MTSs have been proven to be an exceptionally effective tool for controlling EM waves. However, several challenges are still open and need to be addressed for broadening application fields or improving performances.

Concerning type (i), a full tailoring of any space field, including reactive field, is still an issue, due to the dependence of the MTS insertion phase on the incidence direction and due to the limited bandwidth. A relevant challenge is represented by MTSs that can be used to emulate differential or convolution operators, an investigation pioneered in [16]. A further issue is the one of non-reciprocal MTSs (both gyrotropic and non-gyrotropic). Achieving non-reciprocity requires breaking the time reversal symmetry using an external force, like ferromagnetic materials; however, this can be also obtained by using active unidirectional elements in an MTS layer configuration. This opens new interesting applications like one-way screens, isolating radomes, radar absorbers and thin cloaks [75]. Several groups have also progressed in parity-type symmetric non-local MTSs, with the objective to construct super focusing lenses [76].

Concerning phase gradient MTSs for surface and plasmonic waves control (type (ii)), these are still poorly explored in the microwave regime. The extension to non-regular grids and to time domain could be among the most important challenges. We can conceive structures able to change the shape of an impulse during the propagation over the surface. Hyperbolic planar surfaces may achieve focusing properties similar to those of hyperbolic media, but in-plane. These typologies include graphene and new low dimensional materials [61].

Concerning sinusoidally-modulated MTSs for radiation control (type (iii)), the most relevant current challenge concerns the increase of the operational bandwidth, especially when the antenna pattern is associated with shaping or dual polarization capability. The bandwidth problem is related to the dispersive nature of the solutions currently adopted to implement the artificial BCs and may actually limit the

applicative fields. Multilayer MTSs have not been exploited yet in this field and may lead to significant benefits in terms of bandwidth. Polarization independent surfaces (and therefore dual polarization antennas) are another current research challenge. Some work has already been done in this direction; a polarization independent MTS antenna has been designed in a narrow bandwidth [77]. In [78], polarization insensitive MTSs are proposed, which work in a wide band, but the absence of a ground plane reduces the efficiency in their usage as antennas.

Future challenges are concerned with the generalization and refinement of modelling tools. Indeed, as a MTS-based device usually involves several thousands of unit cells, possibly containing some small geometrical details, a full wave analysis of the whole structure is not feasible with general-purpose software tools. It is therefore necessary to develop effective, ad hoc analysis and design tools. Furthermore, additional efforts are required to make the modelling tools faster, for the purpose of embedding them into proper optimization procedures. Also, incorporating electronic devices or tunable materials in the MTSs would require an update of the modelling tools.

Advances in science and technology to meet challenges.

Among the future challenges in the microwave regime for the typology (iii)—also sometimes common to (i) and (ii)—the most relevant one is probably concerned with the design of dynamically adaptive and reconfigurable MTSs, namely surfaces that can change their configuration subjected to an external programmable control, or ultimately, energized by the incoming wave. Associating an active component to each small inclusion of the MTS would allow for a local control of the BCs, leading to the possibility of dynamically configuring the MTS behavior. The hyper density of elements and complex biasing networks are major challenges. Microelectromechanical devices seem to be inappropriate for this scope due to the

relevant problems of reliability. On the other hand, tunable materials like liquid crystals, being developed for optical scopes, suffer at microwave frequencies from significant losses and slow commutation times for certain applications. Among the phase changing materials, vanadium dioxide (VO₂), despite its interesting property of exhibiting thermal phase transition that can be exploited by optical pumping, is difficult to control in the operational environment, and it is still at low technological readiness levels. Optical pumping associated with MTSs printed on silicon or gallium arsenide is instead presently more mature.

Another interesting development for both modeling and realizations is the one towards conformal MTSs, appealing, for instance, for devices on board vehicles or aircrafts.

Concerning non-reconfigurable MTSs, the main technological challenges are related to their fabrication. On the one hand, high precision processes are needed to move towards higher frequencies. On the other hand, the fast development of 3D printing technologies opens a range of opportunities for the realization of new, low cost structures.

Finally, advances in science and technology are mainly related to the implementation of dynamically adaptive MTSs. Technological solutions that have been proposed up to now have indeed severe limitations. Tunable materials suffer from high losses, low speed, large temperature sensitivity or small tunability range. Active standard components are characterized by non-negligible losses and high complexity of the bias network. Electromechanical devices have low reliability.

Concluding remarks. Encompassing with the imagination, future MTSs could be interpreted as a conformal surface whose characteristics can be adapted time-to-time to the needs, changing the role of the surface or of its subparts from guiding structures to radiative devices. The research framework on MTSs is wide, still in progress, and potentially not limited to the ICT world.

10. Bespoke lenses: an opportunity for tailoring antenna radiation patterns

Oscar Quevedo-Teruel, Mahsa Ebrahimpouri

KTH Royal Institute of Technology

Status. The concept of transformation optics was defined in 2006 [24]. Since then, the electromagnetic engineering community has been working on how to use this concept to improve the conventional properties of microwave circuits and antennas [79]. However, engineers found a major limitation in the first implementations based on analytical transformations: a narrow bandwidth of operation. This narrow band is related to the need for highly anisotropic materials with permittivity and permeability components lower than the unity [80].

To overcome this initial limitation, two implementations were proposed: non-Euclidean [9, 52] and quasi-conformal transformations [81–82]. Both techniques demonstrated that fully dielectric and isotropic materials are possible for the design of optically transformed lenses. The non-Euclidean technique does not assume any approximation, but it is limited to two-dimensional designs. On the other hand, the quasi-conformal technique assumes approximations, but it can be employed to produce three-dimensional lenses. If the employed materials have low losses, these lenses can be used to produce a new kind of broadband directive antennas [54].

However, here again, there was a theoretical limitation. The existing implementations of quasi-conformal transformations did not take into account the properties of the feeding antenna. This difficulty was not noticed when an original lens, for example a Luneburg lens, was re-shaped into a different coordinate system [81]. However, when the transformation was employed to directly producing a lens [82], the technique was limited only to omnidirectional feeding sources.

Recently, the original theory of quasi-conformal transformations has been extended to produce lenses ad-hoc to a given feeding antenna [83]. This is the concept of ‘bespoke lenses’. Let us assume a specific feeding, for example, a dipole, a monopole, or a microstrip patch antenna. All these sources are not omnidirectional, and they have certain radiation properties, including a given directivity. These radiation properties are mainly given by the far-field phase distribution of the electric and magnetic fields. For example, on the left side of figure 14, we have included two possible cases of phase distribution. These phase distributions will produce a certain far-field radiation pattern that can be derived analytically or numerically.

One common requirement for an antenna is to produce a planar front phase in a determined direction, which is a flat phase front as represented in figure 15, right side. A bespoke lens will be the quasi-conformal transformed lens that can match the original front phase to the desired pattern; in this case, a flat one. However, this theory is not limited exclusively to achieve a plane wave. It can be extended to other desired radiation patterns. For example, the radiation pattern may have a broader beam, or multiple beams in given

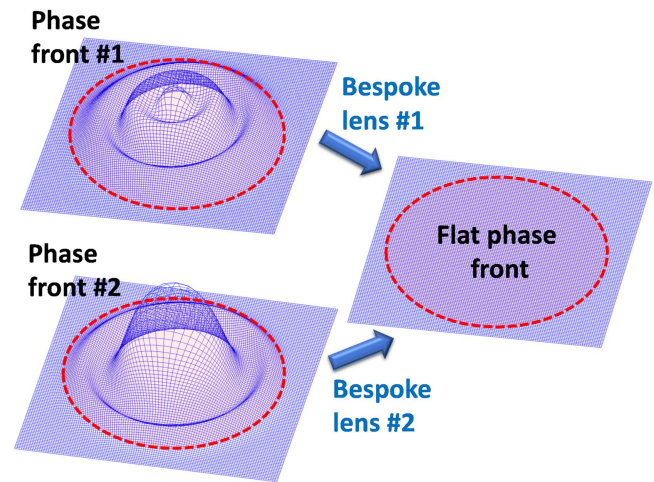


Figure 14. Bespoke lens concept: two given phase fronts (left) are transformed into a desired front phase, which in this case is flat (right).

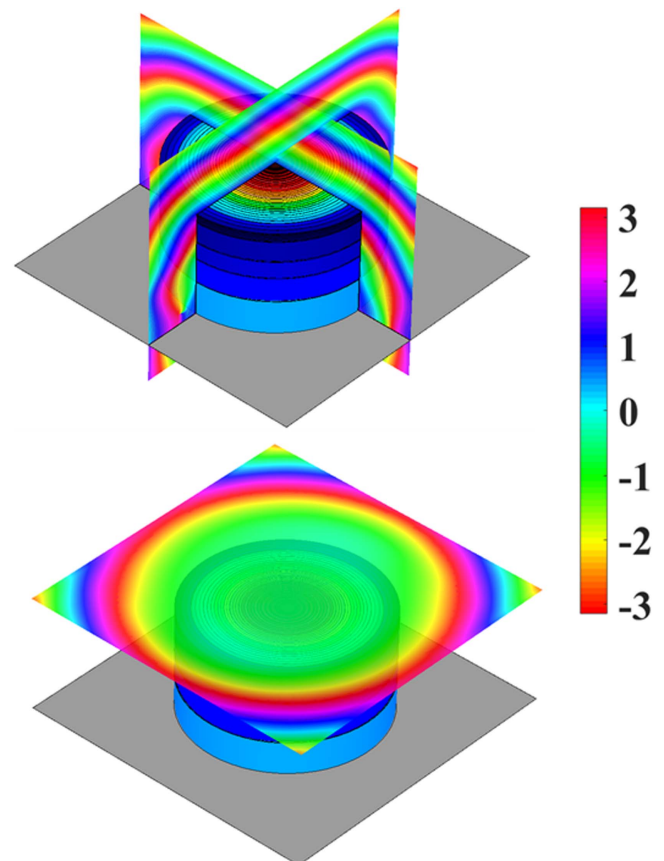


Figure 15. Phase (in radians) of the electric field outside of the bespoke lens in three orthogonal planes.

directions. In that case, the required phase will not be a flat surface, but the required front phase for obtaining the desired radiation pattern.

One of the advantages of this technique is that the transformation will only require isotropic materials, since it is quasi-conformal. Additionally, if we assume a slight degradation of the results, simply removing the regions in which the refractive indexes are smaller than unity [81], the

lens can be implemented with fully dielectric materials. If these dielectric materials are carefully chosen, our antenna can have inherently low losses, and an ultra wide band response [83].

In order to illustrate the potential of this technique, in figure 15, we show the results of a bespoke lens design. This figure illustrates the phase front in three orthogonal planes after applying the ‘bespoke’ concept to a holey spiral feeding antenna. More details about this implementation can be found in [83]. These results demonstrate that even in the case of a circular polarized antenna, it is possible to achieve a constant phase front for a given feeding. In terms of radiation pattern, the bespoke lens has contributed to increase significantly the directivity of a given spiral at the broadside direction. These results are independent of the frequency, as far as the dielectric constant of the employed materials are stable with frequency, and the lens size is large enough to produce an increase of the aperture of the antenna.

Current and future challenges. As we have previously mentioned, the concept of bespoke lenses has been very recently introduced in [83]. However, it has been only demonstrated through simulations. In [83], bespoke lenses were designed for an aperture feeding, a spiral with circular polarization, and an ultra wide band slot. In all these cases, simulated results demonstrated the advantages of using this approach.

Although the benefits of bespoke lenses are clear, the manufacturing complexity is increased with respect to conventional lenses. In order to implement these lenses, a discretization is needed. The discretization level will depend on the complexity of the changes required for the desired phase. Then, a number of low loss dielectric materials must be synthesized. Finally, these materials must be drilled or molded to obtain the designed shapes. Although these shapes are commonly rounded, their cost of manufacturing is typically higher than a conventional hemi-spherical or elliptical lens.

Therefore, the challenge is to produce dielectric materials with low losses that could be synthesized at low cost with relative freedom in terms of molded shapes.

Advances in science and technology to meet challenges. A few years ago, the scientific opinion was that lens antennas were reminiscent of the 80s, which were already proven to be unsuccessful. Most of the researchers in the field of antennas accepted that arrays and reflectors were the only two techniques that could be employed to produce efficient and

directive antennas. However, expert opinion has drastically changed in the last few years.

Most of the new wireless applications are expected to be allocated at higher frequency bands. At those frequencies, arrays are expensive due to the cost of their feeding networks. Additionally, the losses of these networks are extremely high, even when the structures are fully metallic. On the other hand, reflectors can only produce steerable angles with mechanical engines. In this situation, lenses started to be considered as a suitable technique to produce low cost and highly directive antennas at high frequencies.

Additionally, two other technological advances have contributed to increasing the popularity of lens antennas. The first one is the growing development of metasurfaces. Metasurfaces can be employed to achieve equivalent refractive indexes and, therefore, to implement two-dimensional lens antennas. Recent discoveries have demonstrated that when these metasurfaces are generated with higher symmetries, their equivalent response is low dispersive [56]. Therefore, these metasurfaces could be employed to produce ultra wide band lenses.

The second technological advance is the emergent expansion of 3D printers. In their first implementations, 3D printers were conceived to build mechanical objects. However, nowadays it is already possible to acquire 3D printers that make use of low loss dielectric materials. With the fast progress of 3D printers, the practical implementation of low cost and low loss bespoke lenses is becoming a reality. However, producing high resolution and smooth shapes is still a challenge. If the contours of the materials have roughness due to the low resolution of the printer, the quality of the overall antenna will be drastically affected at high frequencies. To overcome this problem, and to reduce the time of manufacturing that drastically increases the cost, in the future, it will be necessary to employ at least two resolutions to construct the diverse parts of the lens.

Concluding remarks. Here, we have explained the concept of bespoke lens antennas. The ‘bespoke’ concept is a promising technique that can be employed to produce lenses ad-hoc for a given feeding antenna. Therefore, the overall antenna system is more directive than the original radiator. Furthermore, this technique can also be employed to tailor a radiation pattern. Practical demonstrators have not yet been built, but with the development of new 3D printers, which make use of microwave dielectric materials and higher symmetry metasurfaces, bespoke lenses have a propitious future.

11. Transformation optics for antenna engineering

Yang Hao

Queen Mary University of London

Status. Antennas have played an important role in many modern technological innovations ranging from Marconi's first transatlantic wireless transmission through Sir Henry Tizard's radar to modern cellular communications. Now enabled with two recent developments—transformation optics and the design and fabrication of novel electromagnetic materials—antenna engineers have been equipped with new design tools which provide entirely fresh solutions to classical problems restricted by fundamental physics, such as the Chu-Harrington limit in electrically small antennas, which enable new ways to manipulate the emission, propagation and absorption of EM radiation. This goes far beyond what can be accomplished with traditional materials in the form of lenses and mirrors, requiring both nano-composites and also those with properties that do not exist in nature (i.e. metamaterials [84]). TO has emerged as a new paradigm for EM design, providing equivalent material properties through a well-chosen change of coordinates, in order to achieve unprecedented wave manipulation [53, 85]. This is essential for the development of conformal antennas or flat panel antennas for both SATCOM and aerospace applications. The required material properties are complex (both permittivity and permeability are generally anisotropic and spatially varying). TO is at the heart of exciting ideas such as shaped reflectors and lens [86] with beam scanning and collimation capabilities while keeping low profiles and small RCS. Traditional phased arrays have limitations in wide-angle beam-steering while TO based radome designs have opened up new possibilities to quest for low-cost and compact phased arrays [87]. Earlier work of TO based antennas fully utilized the benefits of metamaterials, which contain both electric and magnetic material properties being anisotropic and frequency-dispersive. Peculiar radiation performances can be achieved with sacrifices in antenna gain as well as the bandwidth. Approximations can be made in several engineering oriented designs by restricting the use of no-resonating and magnetic metamaterials. The approach has led to the emergence of several novel lens antenna designs, notably a flat Luneburg lens (figure 16) [86]. Flat Luneburg lens antennas arise from industrial challenges on highly conformal and directive antennas, which are broadband, beam-steerable and possess low sidelobes under high power operations. The design methodology has consequently been applied to demonstrate antennas at high frequencies ranging from millimeter wave to optics. Quasi-conformal transformation optics, the idea behind the design of carpet cloaks, has offered an alternative to TO antenna designs using all dielectric materials [54]. The paper published in *IEEE Transactions on Antennas and Propagation* introduces a robust engineering design approach supported with design examples of flat reflector and lens antennas [85]. In this paper, the benefits of applying all dielectrics in antenna implementations have been

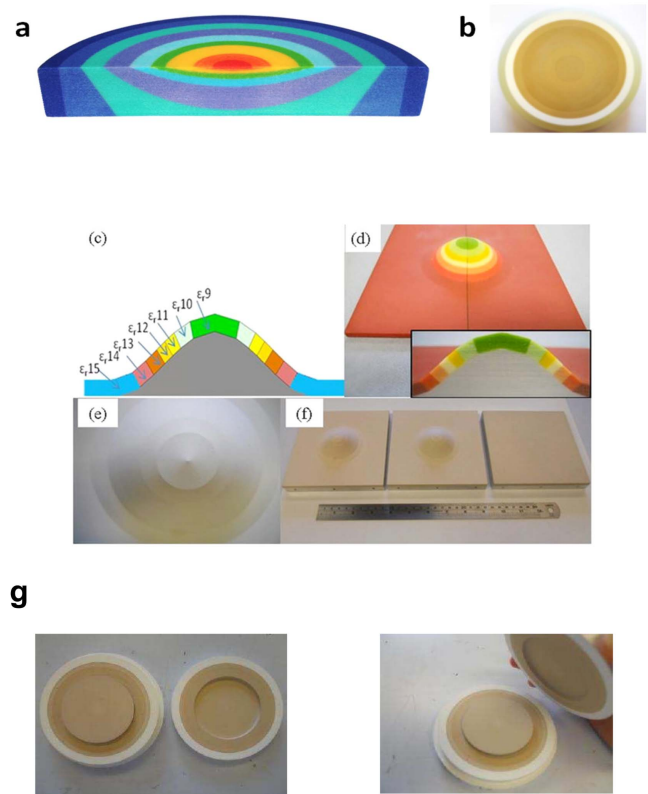


Figure 16. A selection of TO based antennas for space and surface wave radiations [86, 54]. (a), (b) Reproduced from [54]. CC BY 3.0.

fully quantified in order to offer broad operational bandwidths and such ideas have been further developed into the design of novel reflect-arrays. Further work has shown that future antennas may be made from structures similar to 'LEGO' brick boxes and arbitrary radiation beams can be synthesized by dynamic changes of material properties of each building block [88]. This concept complements so-called 'coding metamaterials', 'digital metamaterials' and 'programmable metamaterials', which find numerous applications in radar, imaging and communications with the aid of advanced signal processing techniques such as 'compressive sensing'.

Planar antennas remain to be a robust solution to many applications, including airborne radars, not only for the design of phased arrays but also as surface wave radiators. To this end, TO provides a general method to achieve antennas and any other EM devices for surface waves, with the aim of linking the geometry and material coatings either isotropic or anisotropic over an arbitrarily, curved surface for all angles of incidence. The theory of TO for surfacewaves was presented in the design of cloak [53] and later experimentally demonstrated (figure 16) [89]. This is a general theory that can be utilized for the design of conformal surface wave-based antenna devices, which are retrofitted to vehicles or airborne platforms, where perturbations of the surface are necessary for structural or aerodynamic reasons, but create scattering of the surface waves, which is detrimental to their performance. The concept has been consequently extended to the design of plasmonic metasurfaces and 2D materials for optical applications.

To make TO antennas with required exotic materials in large quantities, modern fabrication techniques will be needed, including the use of nano-composites and graded-index coatings [85, 90–92]. The permittivity values have been achieved using alternative dielectric mixtures with differing volume fractions and particle sizes ranging from nanometer to micron ranges. Proprietary titanate based ceramic materials were used and the device was fabricated using a series of novel techniques, which can be broken down into three distinct stages: particulate filler preparation, composite production and a multi-cast, sequential layer fabrication [85].

Current and future challenges. Recent UK-led breakthroughs in the theory of TO, such as the possibilities concerning cloaking and invisibility, have caught both the scientific and popular imagination, and have stimulated a huge growth in related research around the world. The potential of the underlying TO approaches however have much wider applicability than cloaking alone, in arguably more important applications that span communications, energy transfer, sensors and security. Under an EPSRC funded QUEST Programme Grant, a cross-disciplinary team was set up to include theorists, modellers, manufacturers and engineers who have been able to work together and bridge theory to manufacture and testing, with a clear focus on the reduction to practice and demonstration of potentially radical new concepts devices including antennas (figure 17).

There is an industry-wide expectation that in order to meet the challenges of future aircraft communications systems radically novel design approaches are needed. Current designs of communication systems are based on non-conformal solutions and/or mechanically steerable antenna systems using mechanically steerable parabolic dishes (bulky) or phased arrays (expensive), both covered with excessive radomes. These solutions are protuberant, increasing aerodynamic drag, fuel consumption, visibility, and degrading handling qualities.

To enable this step change, seamlessly embedded antennas are needed so that they become a part of the aircraft fuselage, which are constructed using advanced materials. This concept presents a highly innovative but challenging objective since solutions must also be manufacturable at reasonable cost while meeting structural and system functionalities. In addition, the effects of new functionalities on strict mechanical and safety performance must be considered, and MRO-based repair and maintenance must remain possible. Engineering challenges relevant to the development of a product from its initial concepts to manufacturing will be



Figure 17. A photo of EPSRC QUEST programme grant research team including some prominent members of scientific and industrial advisory team.

addressed. This requires the translation of novel academic research into practical tools that can be easily adopted by industry.

Advances in science and technology to meet challenges. An adaptive approach to design is therefore required to optimize across (i) electromagnetic performance, (ii) aerodynamic performance based on realistic loads and non-linear vibrations and (iii) manufacturability, particularly drawing on latest 3D additive approaches to embedded functional materials. We aim to develop a novel computational tool-set that will be based on recent scientific advances in electromagnetics, atomistic-scale material and data-driven modeling both at the functional/structural dimensions and over the multi-scale geometric complexity. This deployment will provide robust design methodologies that can minimize the cost during the prototyping stage by providing results in a realistic time frame and will lead to optimal engineering designs in relation to aircraft that are ad hoc at best and heuristic at worst [93, 94].

Acknowledgments. The author would like to thank the Engineering and Physical Sciences Research Council (EPSRC), UK under a Programme Grant (EP/I034548/1) ‘The Quest for Ultimate Electromagnetics using Spatial Transformations (QUEST)’ for the funding, all researchers and industrial partners in the project team and all advisory board members for their contributions.

12. Spacetime transformation optics

Paul Kinsler

Lancaster University

Status. Spacetime transformation optics (STTO) is a relatively new field of opportunity for electromagnetics researchers. It was initiated in 2011 with the first proposal for a STTO cloak, also described as an ‘event cloak’ or ‘history editor’ [94]. It was followed remarkably quickly by experimental demonstration [95] using the technologies of nonlinear optics and photonics. An STTO device is necessarily dynamic, but the modulated material properties were implemented not using exotic time-addressable metamaterial structures, but instead with so-called ‘time lenses’ made from dispersion controlled optical fibres.

The easiest design principle for event cloaks, or indeed any STTO device, is that of speed control of the illumination. By ensuring none of this background light illuminates the selected event, but guaranteeing that it nevertheless departs the device as if it *would have*, the spacetime cloak carries out its history editing trick. Most simply, in the 1 + 1D example shown in figure 18, if earlier (later) parts of the illuminating wave travel faster (slower) than normal, a dark region of ‘shadow’ opens up, in which un-illuminated—and therefore unseen—events can take place. Then, with the speed modulation reversed, the gap can be closed.

Experimental schemes for spacetime cloaking distinct from the first example also exist: the most application-oriented being based on either the time-domain Talbot effect [97], or the recent application using temporal Fraunhofer diffraction [98]. Competing approaches have involved accelerating wave packets, Fourier analysis, or polarization bypass, and indeed other schemes, although in some cases the definition of what spacetime cloaking means has perhaps been over-stretched.

Beyond the idea of cloaking as an end in itself, in ordinary spatial transformation optics, we also have carpet cloaking and exterior cloaking [99]. Work on spacetime carpet cloaking already exists [100], but it demands independent bi-directional material properties, which are hard to implement. Relativistic movement of cloaks, with movement being the most straightforward of spacetime transformations, has also been addressed [101]. But it remains an interesting question as to whether a spacetime exterior cloak can even make sense as a concept.

We can therefore see that the current state of play has the theory of STTO being well understood, and is easily advanced enough to get things done, as demonstrated by experiments that produce either individual or (more usefully) periodic streams of cloaks, and that even work at telecommunications data rates. Further, some quite general explorations of future possibilities for STTO have been written [102, 103]. But what next?

Current and future challenges. Given the current existence of spacetime cloaking apparatus operating at telecommunications

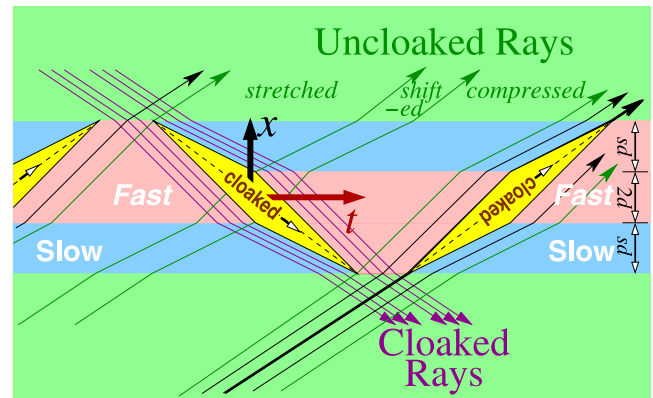


Figure 18. A ‘speed cloak’ implementation of a stream of alternating spacetime cloaks, designed using a medium which can be controllably switched between a fast and slow propagation speed. Reproduced with permission from [95]. © IOP Publishing Ltd. All rights reserved.

data rates [97], one might wonder whether that, from the point of a physicist, the challenges to the field are now firmly within the scope of engineering. However, despite what engineers might have planned, this would be an over-optimistic assessment. From the point of view of physics, there remain two significant challenges to the field. As it stands, current implementations of event cloaks are basically ‘speed cloaks’ [102], which, whilst working perfectly well, implement an approximate form of the cloaking transformation.

A more correct treatment of STTO [104] that allows for the effect of dispersion strongly pushes us towards the use quite sophisticated mathematics; i.e. the language of differential forms. This is something of a barrier to wider investigation of STTO, since these mathematical skills are less prevalent in the transformation optics community, which more usually relies on vector or tensor-based formalisms. In such standard approaches, particularly the vectorial one, it can be difficult to avoid implicit or hidden assumptions. Nevertheless, there is still significant scope for STTO design based on simple speed-modulation analogies, and it is worth noting that spacetime transformations require more thought than simply building a device with a dynamic and controllable response.

Beyond the mathematical demands of understanding STTO, there are the technological necessities of building devices. For the implementation of a metamaterial-based spacetime cloak, we need metamaterial unit cells that can not only have their response modified dynamically [105], but which are easily addressable and can be controlled within precise timing requirements. Given that the unit cell responses have to be modulated along with the illuminating light as it propagates, this is particularly challenging for electromagnetic signals.

Another puzzle is what STTO will actually be useful for—especially when we decide to think beyond the scope of straightforward research demonstrators and towards engineering applications. Perhaps some already exist—the time lenses used in the STTO experiment could simply be rebadged as

STTO elements, if the time lens operation was just recast as being designed from an appropriate transformation. However, we will only advance our understanding and technology by adding something new and concrete, rather than by claiming progress based on a mere renaming process, however aptly chosen it might seem.

Meeting the challenges. The first spacetime cloak paper [95] proposed an optical fibre implementation, suggesting that a dynamically modulated refractive index profile controlled by nonlinear refractive index manipulation. Of course, this was a theorists' suggestion, so it should be no surprise that when the actual experiments appeared, they did things more elegantly, with dispersion engineered time-lenses [96]. In terms of nonlinear optics implementations, it seems that to a large extent the technology is more than up to current challenges.

However, traditional TO implementations typically use metamaterials, engineered unit cells assembled in arrays to set up the necessary spatial properties, and sometimes modulation properties. Is there scope for this kind of approach to building spacetime cloaks? The timing challenges alone would be tremendous, although would be easier if built in a high index background context. Given those difficulties, an acoustic spacetime cloak, with its lower frequencies and slower wave speeds may be the correct angle to take, since EM/electronic signaling speeds far outstrip the speed of sound; or maybe there is scope for working at longer wavelengths, in the microwave regime, in order to simplify fabrication.

A recent review reports [105] electrically tunable metamaterials from the radio frequency into the infrared, at modulations up to THz frequencies; and also success with mechanically, thermally, and optically tunable metamaterials cells. However, it is not clear how these might be integrated into something with the precise timing requirements of an event cloak.

Generally, STTO implementations are of the approximate 'speed cloak' sort, and ignore the complications of the transform's effects on temporal and spatial dispersion. Estimates [104] show that in the optical range, these effects are likely to be very small, since bandwidths tend to be narrow and the speed of light is very fast. Here acoustic

implementations may again be useful, by enabling greater scope for experimental probing of these subtleties.

There remain other suggestions from the original paper that as yet lack experimental implementation [95]: perhaps most notably the teleport illusion, and the signal processing 'interrupt-without-interrupt' idea. Both do not obviously require a great improvement in experimental technology, but do need to replace a series of one-off (disconnected) events with an ordered stream of related events to manipulate. With such a stream of events, it would even be possible to try to build the causality editor [102] extension of the history editor concept [95].

The mathematics required to treat approximate models of STTO devices is neither too abstract or too difficult in comparison to typical theoretical approaches, although particular calculations might contain many terms, or features difficult to simplify. However, a *rigorous* treatment is far more demanding, as demonstrated recently by Gratus *et al* [104]. Further, although adding the consideration of static curvature into such calculations is not a great complication, if one were to attempt a STTO design in a full dynamical spacetime—i.e. a general relativistic formulation—then the challenge would be considerably greater. One item that needs to be addressed is therefore how to make the advanced mathematics either more palatable or more accessible to the wider research community.

Concluding remarks. In this section, I have reflected on some of the recent developments in STTO. The promising start, where the second experimental paper noted the operation of devices with 'telecoms data rates', looks set to continue. However, the arrival of interesting new implementations has yet to become a flood, so it seems clear at the moment that there remains a lot of scope for progress in research, as well as development of real-world applications.

Acknowledgments. I would like to acknowledge discussions with MW and JG; along with funding from STFC (the Cockcroft Institute ST/G008248/1) and EPSRC (the Alpha-X project EP/J018171/1 and EP/N028694/1).

13. Transformations optics with spatial dispersion

Jonathan Gratus

Lancaster University

Status. Combining spatial dispersion (also known as nonlocal effects) with transformation optics is a relatively new area of research and there is not much literature to date. In [106, 107], the authors consider plasmons on touching and nearly touching nanowires and use conformal transformation optics. They need to consider spatial dispersion, since it limits the maximum fields one may see in such a scenario. In [108], the authors consider the fields due to a nanosphere in contact with a surface in which surface plasmons are transmitted. In all of these cases, spatial dispersion arises naturally due to the limited comprehensibility of the electrons. In [31], the authors consider creating a spatially dispersive media in order to create nonreciprocal media, leading to ultra-transparent material. In [14, 15], the authors consider homogeneous media and use spatial dispersion in order to manipulate the dispersion relations. In [104], the authors consider the transformation optics of a spacetime cloak and spatial dispersion arises naturally as a result of the transformation on a temporally dispersive pulse.

Spatial dispersion is usually referred to when the constitutive relations (permittivity, permeability and magneto-electric effects) depend on the wavevector \mathbf{k} in addition to the frequency ω . It occurs when the polarization \mathbf{P} at one point \mathbf{x} depends not only on the electric field at \mathbf{x} but also on the electric field in a neighbourhood of \mathbf{x} . Some authors also talk about weak spatial dispersion, which is the result of reformulating a non spatially dispersive magnetoelectric medium. Here, we are concerned with strong spatial dispersion and consider magnetoelectric effects separately.

In metamaterials, spatial dispersion is often considered a nuisance and occurs when the size L of the microcells starts becoming comparable with the wavelength λ . As a rule of thumb, one may say that the constitutive relations of a metamaterial are temporally dispersive when $L \lesssim \lambda/10$, and are both spatially and temporally dispersive when $\lambda/10 \lesssim L \lesssim \lambda/2$. For $L > \lambda$, the use of effective media approximations is no longer valid. Note that for reasons of causality, spatially dispersive implies temporally dispersive. Therefore, saying a medium is spatially dispersive means both. The simplest constitutive relation, which incorporates spatial dispersion is the *hydrodynamic Lorentz model*, which has $\mu = \mu_0$ and

$$\epsilon(\omega, \mathbf{k}) = \epsilon_0 + \frac{\omega_p^2}{-\omega^2 + i\gamma\omega + \omega_0^2 + \beta_x^2 \mathbf{k}_x^2}.$$

By its very nature, transformation optics leads to media with constitutive relations which depend on position. Together with spatial dispersion, this requires prescribing a constitutive relation which depends on both \mathbf{x} and \mathbf{k} . Since these are Fourier conjugate variables, it appears to be inconsistent to depend on both. There are a number of ways handling this: in most works [106–108], various scale-

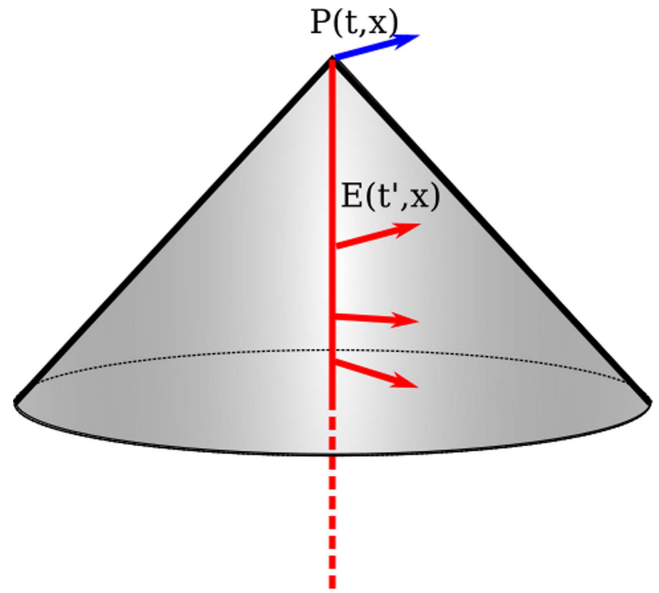


Figure 19. The support (red) of the integral kernel associated with a temporally dispersive medium, inside the backward lightcone (grey). The polarisation $\mathbf{P}(t, \mathbf{x})$ depends on the electric field $\mathbf{E}(t', \mathbf{x})$ in its past, at the point \mathbf{x} only.

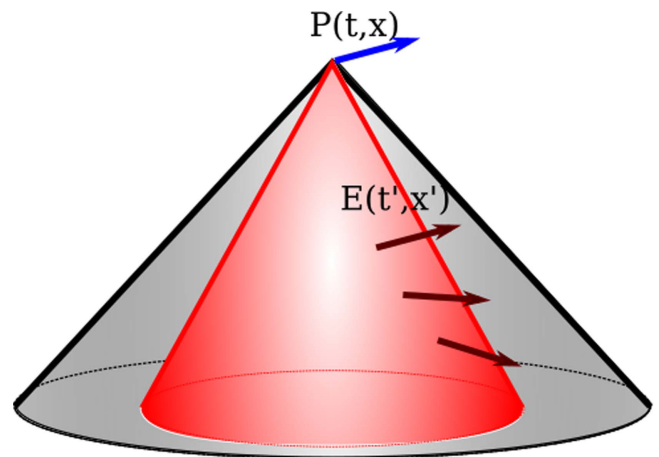


Figure 20. The support (red) of the intergral kernel associated with a temporally and spatially dispersive medium, inside the backward lightcone (grey). The polarisation $\mathbf{P}(t, \mathbf{x})$ depends on the electric field $\mathbf{E}(t', \mathbf{x}')$ in its past lightcone.

dependent approximations are used to decouple \mathbf{k} and \mathbf{x} , so that it is reasonable for the constitutive relation to depend on both. For example, we might assume that $\mathbf{k} \cdot (\delta\mathbf{x}) \ll 1$ where $\delta\mathbf{x}$ is the size over which significant changes in the constitutive relations occur. By contrast, others [14, 15, 31] consider constitutive relations which depend only on (ω, \mathbf{k}) . Thus, they consider homogeneous regions of space. In general, the solutions in each region will require additional boundary conditions to match [109].

A more accurate method is to write the constitutive relations either as an integral kernel [110, 111] or as a differential equation [104]. Example kernels associated with local and nonlocal constitutive relations are given in figures 19 and 20. The hydrodynamic model becomes a differential

equation for the polarization $\mathbf{P}(t, \mathbf{x})$

$$\frac{\partial^2 \mathbf{P}}{\partial t^2} + \gamma \frac{\partial \mathbf{P}}{\partial t} + \omega_0^2 \mathbf{P} - \beta_x^2 \frac{\partial^2 \mathbf{P}}{\partial x^2} = \omega_p^2 E(t, \mathbf{x}).$$

In both cases, the constitutive relations can be generalised, so that they can be interpreted as depending both on \mathbf{k} and \mathbf{x} . Thus, in the differential equation above, ω_0 , γ , ω_p and β may depend on t and \mathbf{x} .

The use of general relativity, inherent in transformation optics, implies that the tools can be easily extended to spacetime transformations, as required for spacetime cloaking. These leads to constitutive relations which depend on which event in spacetime is chosen. In this case, the constitutive relations need to depend on (t, \mathbf{x}) and their Fourier conjugates (ω, \mathbf{k}) . Further, when generalising the PDE above, one has to decide whether to use Lie derivatives or covariant derivatives. In [104], the authors chose to use the Lie derivative. This should be considered as part of the constitutive relations, and would have to be determined experimentally. This will require a moving medium or a strong gravitational field, since both types of derivatives reduce to the same partial derivatives in the static case.

In [104], the authors derive the full constitutive relations in terms of differential equations, and then make the ‘slowly varying envelope approximation’ and the ‘gradual transformation approximation’ in order to find a similar expression. By contrast, others [106–108] use an approximation scheme from the outset. A theoretical challenge therefore would be to show that such an *ab initio* approximation scheme is valid for all systems by deriving it from the full system.

Current and future challenges. Up to now, spatial dispersion has usually been considered an annoyance. Researchers have tried to manufacture materials which minimise its effects. The next major step will require the manufacturing of materials in which the desired spatial dispersion is designed into the material.

Devices that implement the approximation where $\mathbf{k} \cdot (\delta x) \ll 1$ are foreseeable. One challenge therefore is to design microcells which result in a prescribed spatial dispersion, for example by including a wire medium. It is not unreasonable to consider these structures to be dynamic, enabling the creation of spacetime cloaks which can hide dispersive pulses.

A longer term challenge will be to create materials which implement the approximated constitutive relations. This is likely to be an order of magnitude harder.

In terms of numerical simulations, there is a major challenge in calculating effective spatially dispersive constitutive relations for a given unit cell. Most existing software can use a frequency domain solver for finding the dispersion relation and a time domain solver for finding the transmission and reflection coefficients. If a medium is not spatially dispersive (and not magnetoelectric), there is a one to one relationship between the dispersion relation and the refractive index. The transmission and reflection coefficients can then be used to calculate the impedance, so together one can uniquely determine the permittivity and permeability. By contrast, if there is spatial dispersion, no such calculation can be made. Consequently, the dispersion relation can give definitive proof that spatial dispersion is present. For example, a) if the equi-frequency plots are not symmetric, or b) if there are multiple wavevectors \mathbf{k} which solve the dispersion relation, which have the same frequency, direction and polarization. However, the dispersion relations cannot tell us what the constitutive relations are. For example, for a linearly polarised wave travelling in a homogeneous isotropic spatial dispersive medium $\varepsilon(\omega, \mathbf{k})$ and $\mu = \mu_0$ and no magnetoelectric effect, then Maxwell’s equations give the dispersion relation $\omega = \Omega(\mathbf{k})$ where $\Omega(\mathbf{k})^2 \mu_0 \varepsilon(\Omega(\mathbf{k}), \mathbf{k}) = k^2$. It is easy to see that one can replace $\varepsilon(\omega, \mathbf{k})$ with $\varepsilon(\omega, \mathbf{k}) + \mathbf{a}(\omega, \mathbf{k})(k^2 - \omega^2 \mu_0 \varepsilon(\omega, \mathbf{k}))$ without changing the dispersion relation. Thus, a major advance would be to develop a piece of software, in which one inputs a unit cell, and it outputs the effective constitutive relations, including any magnetoelectric effects.

A further challenge is to see if one can find the additional boundary conditions needed to implement an edge to the medium. This will probably involve the combination of a homogeneous metamaterial with a metasurface, representing the interface, both of which may be spatially dispersive.

Concluding remarks. Using spatial dispersion in transformation optics gives many exciting opportunities, both to understand better scenarios where nonlocal effects occur naturally and also to introduce them to create new applications. There are significant theoretical, numerical and manufacturing challenges, some of which we have highlighted.

Acknowledgments. The author is grateful for the support provided by STFC (the Cockcroft Institute ST/G008248/1 and ST/P002056/1) and EPSRC (the Alpha-X project EP/J018171/1 and EP/N028694/1).

14. Experimental progress in temporal cloaking

Joseph M Lukens¹ and Andrew M Weiner²

¹Oak Ridge National Laboratory ²Purdue University

Status. It is certainly not surprising that experiment has trailed theory for the exotic spacetime cloaks introduced earlier in this Roadmap. Nonetheless, experiments have advanced with remarkable speed, with several temporal cloaks already demonstrated and exciting possibilities ready to be explored. Though not essential to cloaking as a concept, spacetime duality [112] has proven an important catalyst in the rapid development of temporal cloaks. In contrast to the use of ‘spacetime’ in ‘spacetime cloak’ as an *integration* of spatio-temporal characteristics, spacetime duality *distinguishes* space and time in a useful way, by noting the formal correspondence between spatial Fourier optics and narrowband temporal dispersion. In the case of temporal cloaking in particular, such duality helps demystify the notion of hiding transient events by supplying more tangible spatial equivalents. Indeed, the first demonstrated temporal cloak can be represented by the temporal ray diagram in figure 21 [96]. A monochromatic probe field receives a sharp chirp discontinuity via nonlinear optical wave mixing with a tailored pump pulse; by propagating through a dispersive element, the frequencies separate and leave a time hole with zero intensity, wherein any event has no impact; then finally, moving through the matched system returns the probe to its initial undisturbed state, with no trace of the event. This seminal experiment succeeded in cloaking a four-wave mixing signal from the probe field and confirmed, within just one year from its initial proposal, that time cloaking is possible in a fiber-optic system.

Shortly thereafter emerged an alternative temporal cloaking scheme based on electro-optic modulation rather than nonlinear mixing [97]. Whereas both nonlinear optical mixers and electro-optic modulators implement the same physical operation—namely, temporal phase modulation—they do so in very distinct ways in terms of execution and performance. Accordingly, this telecom-compatible, electro-optic approach was able to boost the repetition rate by several orders of magnitude into the gigahertz regime, and produced time gaps equal to roughly one half-period; together these enabled cloaking of high-speed optical data streams for the first time, extending time cloaking to the realm of telecommunications—a fitting application space for clandestine cloaks. Interestingly, this demonstration also enlisted spacetime duality via the temporal Talbot effect, using interference to produce temporal gaps at high speeds without any chirp discontinuities. Combined with the original time cloak [96], these two proof-of-principle experiments form the foundation on which subsequent temporal cloaks can build.

Current and future challenges. Despite the brisk pace of the foundational experiments, time cloaking remains far from ideal, particularly in its restriction of cloakable probe fields and events. For example, both initial cloaks [96, 97] accept only a monochromatic probe which—while an excellent

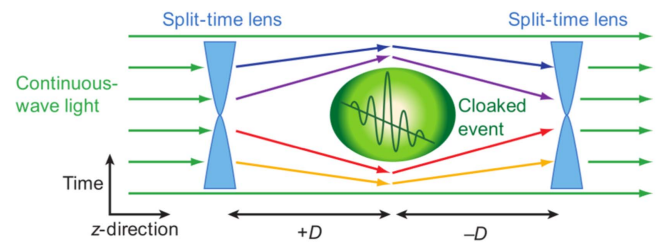


Figure 21. Temporal ray diagram for first temporal cloak demonstration. Reprinted by permission from Macmillan Publishers Ltd: Nature [96], Copyright (2012).

benchmark case, containing no initial time gaps—is certainly not arbitrary. Similarly, time gaps approaching the full modulation period are essential for expanding the range of events which can be cloaked. On a technical side, recent developments have brought improvements to the cloaking window question. In [113], a time gap approaching 90% was obtained using highly nonlinear fiber for spectral broadening. This approach represents an interesting hybrid of the first two temporal cloaks, combining the electro-optic modulation of [97] for high data rates with the optical nonlinearity of [96] for short-pulse compression. On another front, the cloaking window was increased not by pulse compression for a fixed period, but by repetition-rate reduction for fixed pulse width, using the extended Talbot effect—similar to pulse picking but with no intrinsic loss [114]. These experiments indicate promise in realizing fractional cloaking windows approaching 100%, although we anticipate diminishing returns for each step toward this limit, with small improvements requiring significant increases in system complexity. Finding new technological approaches may be required to achieve such limits.

The second outstanding challenge relates to the arbitrariness of the probe fields which a temporal cloak can manipulate. Up to this point, the experimental focus has been on continuous-wave inputs at a given frequency; by spacetime duality, the spatial equivalent would be a cloak which hides an object from a plane wave at one angle of illumination only. Just as a unidirectional cloak is only a penultimate realization of spatial cloaking, temporal cloaks which can expand from single-frequency to more arbitrary inputs represent a crucial goal in the coming years. Closely related is an even more fundamental question: how can we make current temporal cloaks viable in tackling practical problems? For example, the standard paradigm described above does indeed enable secret disruption of communication, but offers no positive way to transmit the cloaked information. Nonetheless, important first steps addressing these broad challenges have been realized. Building on the same platform as [97], an improved setup exploited the spectrally periodic nature of the temporal Talbot effect to accept multiple probe wavelengths; as shown in figure 22, one channel can be cloaked, while the other faithfully conveys the data stream [115]. Moreover, this configuration succeeded in taking a modulated probe input and transmitting it through an event unscathed, demonstrating a novel form of tampering resistance. These experiments not only reveal cloaking

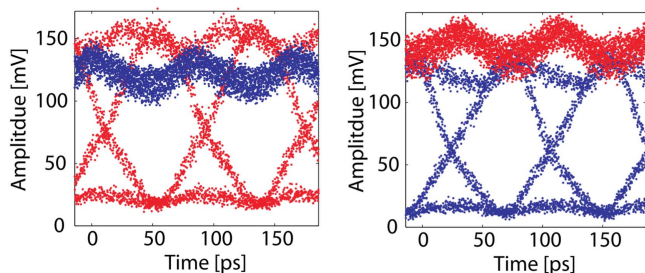


Figure 22. Simultaneous cloaking and data transmission for wavelength-multiplexed channels. Cloaking along the short-wavelength (blue) channel (left) or along the long-wavelength (red) channel (right). Reproduced from [115]. CC BY 4.0. © 2014 Optical Society of America.

effectiveness with polychromatic inputs, but they also provide concrete examples of time cloaks used to improve, rather than interrupt, communication. We also note an experiment employing polarization switching to hide or transmit high-speed data [116]. While not temporal cloaking in the true sense (opening gaps in time), this polarization switch suggests an important principle when designing time cloaks for applications: the experimental means is secondary to the application—that is, one should focus on achieving a given result, rather than adhering to a particular theoretical pattern. In light of this second wave of experiments, for the near term we see temporal cloaking best suited to specific optical communication tasks, on an application-by-application basis. The more challenging, long-range trajectory toward (semi-) universal communication cloaks then can be pursued in parallel.

Finally, the greatest—and by far most uncertain—challenge for the time cloak experimentalist is uniting the aforementioned techniques with metamaterials, in order to realize a true spacetime cloak. All temporal cloaks thus far can be classified as spatially one-dimensional, creating time gaps in a single spatial mode. And no explicit proposal for integrating spatial and temporal cloaks has been offered, at least in the form of a prescription fulfillable with current technology. This is not horribly surprising, given the technological dissimilarity between metamaterial approaches (for spatial cloaks) and high-speed fiber optics (for temporal cloaks). Yet if the history of transformation optics has taught us anything, it is never to eliminate fantastic possibilities, for one never knows when an unexpected breakthrough might turn science fiction into reality.

Advances in science and technology to meet challenges. We note one intriguing connection for improving time cloaking, deriving from a somewhat unlikely source: quantum

information processing (QIP). QIP utilizes quantum states, coherent manipulations, and entanglement in order to realize certain informational tasks more effectively than possible in classical systems. Though typically not associated with cloaks designed for classical electrodynamics, photonic QIP requirements share much in common. For example, a successful QIP system necessitates arbitrary and unitary optical mode transformations; likewise, the transformation for an ideal cloak directs arbitrary inputs away from a particular cloaked region, and then transforms back to the input, all unitarily (i.e. without loss). In time-frequency space, the degrees of freedom relevant to temporal cloaking, recent research has theoretically developed universal quantum computing based on frequency-encoded photons, pulse shapers, and electro-optic phase modulators [117]—the very spectro-temporal phase operations on which previous linear temporal cloaks have relied. The same operations form the basis for new entanglement tests for frequency-entangled photons [118], and since universal unitary operations encompass those needed for time cloaking, this advance in photonic QIP presents a concrete tool for cloak design. While these QIP results apply specifically to discrete optical mode spaces (like wavelength-multiplexed networks), they should generalize to continuous spaces as well; developing such a paradigm in more detail is an important area for future work.

Concluding remarks. Temporal cloaking experiments have progressed steadily following their initial proposal, with fiber-optic instantiations attaining high-speed data cloaking, and important progress in communication-enabling as well as communication-thwarting systems. Technical improvements to current cloak designs are ongoing; expanding time cloaks to more general probe waveforms is promising; and experimental realization of a full spacetime cloak represents an exciting though still largely indefinite prospect. Yet regardless of how the field progresses in the coming years, time cloak experiments have already revealed valuable connections between transformation optics, optical communications, and even quantum information—links which bring new insights into all fields involved and suggest unique opportunities for improving real-world applications.

Acknowledgments. This work was performed in part at Oak Ridge National Laboratory (ORNL), operated by UT-Battelle for the US Department of Energy under contract no. DE-AC05-00OR22725. JML is funded by a Wigner Fellowship at ORNL. AMW recognizes support from the National Science Foundation under grants ECCS-1407620 and ECCS-1509578.

15. Cosmology in the laboratory: challenges at the horizon

Ulf Leonhardt

Weizmann Institute of Science

Status. An important inspiration for transformation optics has been the connection between electromagnetism in media and general relativity [48]. This connection is based on the long-known mathematical fact [119] that Maxwell's equations in curved coordinates or curved spacetime geometries (figure 23) are equivalent to Maxwell's equations in certain impedance-matched magneto-electric media. One can therefore make use of some of the concepts of general relativity in electromagnetism. In particular, the concept of coordinate-transformations and coordinate invariance has been rather fruitful in what became known as transformation optics. Invisibility cloaking by spatial transformations [48], for example, is simply a consequence of coordinate invariance: as Maxwell's equations are coordinate-invariant, the effect of a coordinate-transformation—implemented with an appropriately-designed medium—is invisible, provided the transformation does not affect the observer. The question is whether macroscopic electromagnetism can pay back some of the debt it owes to general relativity. Thanks to the recent detection of gravitational waves [120] and to other advances in instrumentation and technique [121], cosmology has entered a golden era where precise scientific data has become available. Cosmologists are no longer 'often in error, but seldom in doubt' (L D Landau). Cosmology has become a hard science very well worth contributing to. What are the challenges and problems in cosmology where the concepts of macroscopic electromagnetism can become useful?

Current and future challenges. One of the major problems of theoretical physics is the unification of the underlying theory of cosmology and gravity, general relativity, with quantum mechanics. One may wonder whether there are deeper reasons why quantum mechanics and general relativity seem incompatible. Philosophically, quantum mechanics and general relativity belong to different categories: quantum mechanics in its general form is a metatheory concerned with the transition from potentiality to reality, general relativity is the theory of space and time. Quantum mechanics does not exist in real space—it exists in Hilbert space, so why should general relativity reside in Hilbert space as well? As the philosophical categories of quantum mechanics and general relativity are different and of equal rank, why should quantum mechanics reign over general relativity? This is perhaps how a philosopher might argue. A physicist would ask the question what the evidence for quantum physics in general relativity is.

There is no experimental evidence for quantum gravity whatsoever. But is there some theoretical evidence, some hint hidden in the theory that suggests a quantum origin for general relativity? In fact, there is one: the principle of least action. General relativity obeys the action principle—

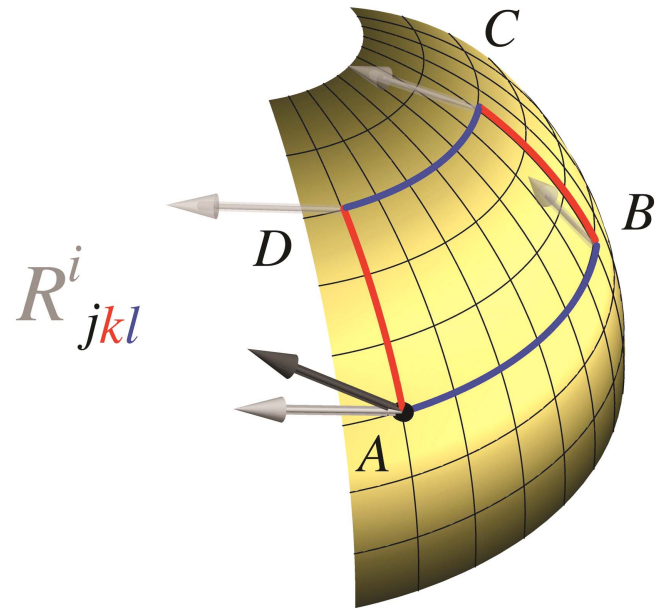


Figure 23. Curved spaces correspond to dielectric media for electromagnetic fields. The figure visualizes Riemann's curvature tensor that quantifies the degree of curvature in differential geometry. Reproduced with permission from [48].

Einstein's field equations follow from Hilbert's action. An action principle is incomprehensible in classical physics: how would, for example, a mechanical particle 'know' in advance that when it starts at point A and ends at point B it should minimize its action along the trajectory? How should spacetime 'know' in advance its evolution? Quantum mechanics resolves this puzzle: the mechanical particle takes all paths, the paths interfere with each other with the action as phase, and then the most probable one is the path of minimal action. Similarly, in the quantum picture all spacetime geometries should coexist as quantum possibilities, and then their interference singles out the most probable one minimizing Hilbert's action of Einstein's equations. The quantum picture would explain Hilbert's action, even if we have not found the precise picture yet.

In my opinion, the action principle is the strongest argument for quantum gravity. So, if quantum gravity does not exist, what would replace the principle? Is there an alternative, equally fundamental derivation of Einstein's equations? Yes there is: Jacobson has found that Einstein's equations follow from thermodynamics as an equation of state [122]. For this, Jacobson considered a causal horizon (a light cone) and associated an entropy with the horizon area and a temperature. These ideas came from Bekenstein's concept of black-hole thermodynamics [123]. Jacobson has generalized them from the horizons of black holes to arbitrary causal horizons. There, the role of the temperature plays the Unruh temperature [124] seen by an accelerated observer that probes the causal horizon. Yet the Unruh temperature is still a concept derived from quantum mechanics. Moreover, the Unruh radiation of accelerated observers has never been observed in an experiment. There, I believe, is room for

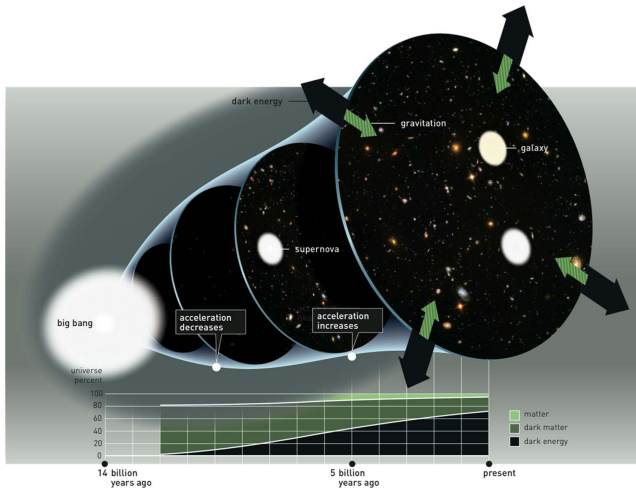


Figure 24. Expansion of the universe. The observed expansion is dominated by unobserved dark energy (black) and dark matter (olive green). Both represent a mystery, in particular dark energy, that appears to generate repulsive gravity. Reproduced with permission from The Royal Swedish Academy of Sciences.

insights and techniques from macroscopic electromagnetism and optics.

Another major puzzle of cosmology is the observed fact [121] that the universe is accelerating at a rate far exceeding its visible matter content (figure 24). Some form of ‘dark energy’—for want of a better term—with repulsive gravity seems to contribute to the lion’s share of the expansion, accounting for about 70% of the universe’s mass. Additionally, about a quarter of the mass appears to be made up by ‘dark matter’; only some 5% of the matter of the universe is of known physics (figure 24). Some form of ‘dark energy’ of a different strength may also have driven the observed rapid inflation of the universe shortly after the big bang. It was speculated that the ‘dark energy’ originates from the fluctuation energy of the quantum vacuum in the universe. However, a simple estimation of this energy, using a cut-off at the Planck scale, gives a result that disagrees with the observed rate by 120 orders of magnitude [125]. Yet ideas of cosmology in the laboratory have already come to the rescue of the theory: Volovik [126] developed a thermodynamical argument—based on the analogy of cosmology with the physics of superfluid helium—that the ‘dark energy’ should be close to zero. The actual value is indeed close to zero, but not quite. It remains to calculate the finite part. Apart from

Volovik’s idea [126], not much progress has been made in solving this mystery.

Advances in science and technology to meet challenges. I believe that experimental techniques from quantum optics will progress to the stage where an observation of the Unruh effect becomes possible. Such techniques are based in the analogy between moving media and spacetime geometries [48]. With manipulations of light fields one could create the accelerations required. Such experiments will clarify the physical essence of the Unruh effect and hence give a better justification of Jacobson’s thermodynamical argument for the Einstein equation as an equation of state.

I also believe that advances in both theory and experiment of the forces of the quantum vacuum [127] will shed some light on ‘dark energy’. There we have theoretical tools available that are testable in modern high-precision experiments and may thus have a basis in fact. Using the analogy between vacuum forces in media and vacuum forces in spacetime geometries, we can then extrapolate this known laboratory physics to the physics of space. Whether this idea gives the right order of magnitude for the expansion is not clear yet, but at the very least we will know whether the quantum vacuum can be made responsible—or not—for the expansion of the universe.

Concluding remarks. Transformation optics has been inspired by the analogy between electromagnetism in media and in the spacetime of general relativity [48]; it is time to see whether macroscopic electromagnetism and optics can make conceptual contributions to cosmology. We discussed two possible areas where this might happen: the Unruh effect and quantum forces in cosmology. There transformation optics has the potential to contribute to fundamental science.

Acknowledgments. I thank Yael Avni, David Bermudez, Yehonathan Drori, Mathias Fink, Emmanuel Fort, Itay Griniasty, Mordehai Milgrom, Sahar Sahebdivan, Ephraim Shahmoon, William Simpson, and Yana Zilberg for stimulating discussions. This work is supported by the European Research Council and the Israel Science Foundation, a research grant from Mr and Mrs Louis Rosenmayer and from Mr and Mrs James Nathan, and the Murray B Koffler Professorial Chair.

16. Spacetime analogs based on hyperbolic metamaterials

Igor I Smolyaninov¹ and Vera N Smolyaninova²

¹University of Maryland ²Towson University

Status. Recent advances in gravitation theory suggest that classic general relativity is a phenomenological macroscopic theory, which needs to be replaced with a more fundamental description based on some unknown microscopic degrees of freedom. On the other hand, comparatively low energy scales available to terrestrial physics and direct astronomical observations strongly limit our ability to obtain experimental insights into such future fundamental theory. The analogue spacetime program offers a plausible way around this difficulty. Such systems as superfluid helium and atomic Bose-Einstein condensates illustrate how macroscopic field theories may arise from well-defined atomic degrees of freedom. The recent introduction of metamaterials and transformation optics appears to be an exciting new development in this field. Metamaterial optics is not limited by the properties of conventional atoms and molecules. Instead, it uses artificial elementary units as fundamental building blocks in metamaterial design. Such newly found freedom may be used to construct artificial analogues of various exotic spacetime metrics, such as black holes [128], wormholes [129], cosmic strings [130], and even the metric of the Big Bang [131]. Further development of this field may offer new insights into the fabric of spacetime, which cannot be gleaned from any other terrestrial experiments or astronomical observations. In addition, compared to the conventional general relativity situations, metamaterial optics enables designs of effective ‘optical spacetimes’ having very unusual properties. It is well known that all static general relativity situations may be mimicked with positive $\varepsilon_{ik} = \mu_{ik}$ [132]. On the other hand, the allowed parameter space of the metamaterial optics is much broader. The flat Minkowski spacetime with the usual $(-, +, +, +)$ metric signature does not need to be a starting point in the design of the optical spacetime. Other effective metric signatures, such as the ‘two times’ physics $(-, -, +, +)$ signature may be realized in the experiment [133]. Metric signature phase transition (in which a transition occurs between e.g. a Minkowski spacetime $(-, +, +, +)$ and the ‘two times’ $(-, -, +, +)$ effective spacetime signature) are being studied in Bose-Einstein condensates and in some modified gravitation theories (see [134], and the references therein). It is well established that drastic changes occur in quantum field theory residing on a spacetime undergoing a metric signature change. Both the total number and the total energy of the particles generated during a signature change event formally diverge. Optics of bulk hyperbolic metamaterials provides us with ample opportunities to observe such metric signature transitions [133]. Even more interesting physics arise at the hyperbolic metamaterial interfaces. As demonstrated recently, mapping of spatial distribution of monochromatic extraordinary light in a

hyperbolic metamaterial may model the ‘flow of time’ in a three dimensional $(2 + 1)$ effective Minkowski spacetime [131]. Two possibilities may arise if an interface between two metamaterials is engineered in such a way that the effective metric changes signature across the interface. If the metamaterial interface is perpendicular to the space-like direction of the effective Minkowski spacetime, a Rindler horizon (which approximates a black hole event horizon) may be observed [135]. On the other hand, if the interface is perpendicular to the time-like direction z , this coordinate does not behave as a time-like variable any more, and the continuous flow of time is interrupted. This situation may be called an ‘end of time’. Note that it cannot be realized within the scope of classic general relativity. Optics of hyperbolic metamaterial interfaces near the ‘end of time’ is quite interesting and deserves a detailed study. For example, in the lossless approximation all the possible ‘end of time’ scenarios lead to field divergencies, which indicate quite interesting linear and nonlinear optics behaviours near the ‘end of time’.

Current and future challenges. Experimental realization of various metamaterial spacetime analogs described above requires engineering of low loss hyperbolic metamaterials having spatially-dependent uniaxial anisotropic dielectric permittivity tensors with opposite signs of their diagonal components $\varepsilon_x = \varepsilon_y = \varepsilon_1 > 0$ and $\varepsilon_z = \varepsilon_2 < 0$. The wave equation, which describes propagation of extraordinary light in such metamaterials is formally equivalent to a 3D Klein-Gordon equation describing a massive scalar field φ_ω :

$$-\frac{\partial^2 \varphi_\omega}{\varepsilon_1 \partial z^2} + \frac{1}{|\varepsilon_2|} \left(\frac{\partial^2 \varphi_\omega}{\partial x^2} + \frac{\partial^2 \varphi_\omega}{\partial y^2} \right) = \frac{\omega_0^2}{c^2} \varphi_\omega = \frac{m^{*2} c^2}{\hbar^2} \varphi_\omega \quad (1)$$

in which the spatial coordinate $z = \tau$ behaves as a ‘timelike’ variable, and $\varepsilon_z = \varepsilon_2$ plays the role of a time-dependent scale factor. Therefore, equation (1) describes world lines of massive particles which propagate in a flat three dimensional effective Minkowski spacetime. When a metamaterial is illuminated with a laser beam, the stationary pattern of extraordinary light ray propagation inside the metamaterial represents a complete ‘history’ of this toy spacetime. As illustrated in figure 25, this ‘history’ is written as a collection of particle world lines along the ‘timelike’ z coordinate. While such linear ‘static’ models are interesting to fabricate and study, it is clear that non-linear ‘dynamic’ self-assembled hyperbolic metamaterial systems in which the effective spacetime configuration is defined by temperature, external fields and various physical interactions of the constituent parts will provide a much more interesting playground for the emergent analogue spacetime paradigm.

Advances in science and technology to meet challenges.

The latter challenge has been met in recent studies of ferrofluid-based self-assembled hyperbolic metamaterials [136]. Such fluid-based metamaterials exhibit strong nonlinearities, so that nonlinear light propagation through the ferrofluid may be described in a similar fashion as in




Figure 25. Experimental model of world line behaviour in an ‘expanding universe’ using a plasmonic hyperbolic metamaterial [131]. Optical (a) and AFM (b) images of the metamaterial. The plasmon source is shown by arrows. (c) Plasmonic rays or ‘world lines’ increase their spatial separation as a function of ‘timelike’ radial coordinate. For the sake of clarity, edge scattering is partially blocked. (d) Schematic view of world lines behaviour near the Big Bang. Reproduced with permission from [131].

general relativity. Moreover, when the ferrofluid is subjected to a modest external magnetic field, the nanoparticles inside the ferrofluid form small hyperbolic metamaterial domains (as illustrated in figure 26), which from the electromagnetic standpoint behave as individual ‘Minkowski universes’ inside a Euclidean background: the metric signature transition in a ferrofluid leads to separation of the effective spacetime into a multitude of intermingled Minkowski and Euclidean domains, giving rise to a picture of ‘metamaterial multiverse’ [136]. As illustrated in figure 26, inflation-like behaviour appears to be generic within the individual Minkowski domains. Thus, ferrofluid-based self-assembled metamaterial geometry captures many features of several cosmological models of the multiverse, such as metric signature transition scenario in loop quantum cosmology [134], natural emergence of a large number of Minkowski universes, and inflation. Moreover, it also appears that due to variations in size and local magnetic field, individual Minkowski domains in the ferrofluid exhibit different ‘laws of physics’, such as different strengths of effective gravity, and different radiation lifetimes due to variations in the local Purcell factor. Thus, the ferrofluid-based model may be used to illustrate the fine-tuning mechanism in cosmology. It is remarkable that all these effects may be studied via direct

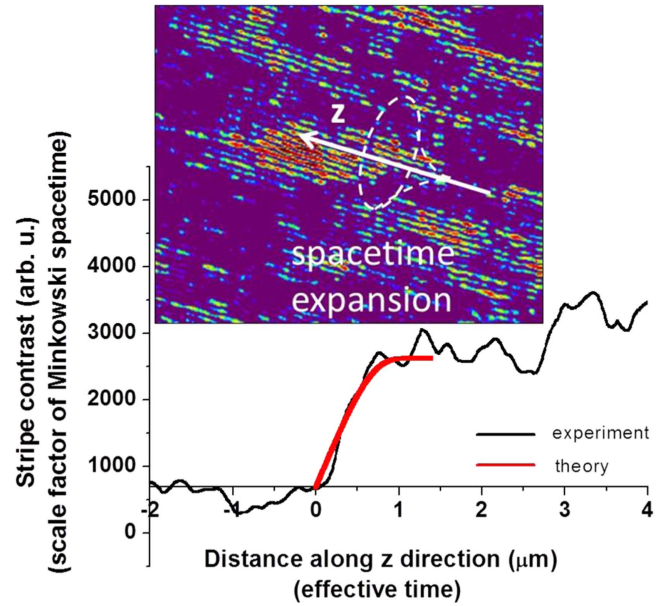


Figure 26. Magnified image of one of the Minkowski domains in a ferrofluid illustrates inflation-like expansion of the effective spacetime near the domain wall. The plot compares measured and theoretically calculated dependencies of the spacetime scale factor $-\varepsilon_z$ on the effective time. The calculations are based on analysis of the measured stripe contrast in the image.

microscopic observations, as illustrated in figure 26. In addition, the ferrofluid-based macroscopic self-assembled 3D metamaterials may also exhibit reach physics associated with microscopic topological defects of the effective Minkowski spacetime. As was pointed out recently by Mielczarek and Bojowald [137], the properties of magnetic ferrofluid-based hyperbolic metamaterials exhibit strong similarities with the properties of some microscopic quantum gravity models, such as loop quantum cosmology.

Concluding remarks. Despite these very interesting features of the hyperbolic metamaterial-based spacetime models, we should emphasize that the described analogy between optics of extraordinary light inside the ferrofluid and the dynamics of particles in Minkowski spacetime is far from being perfect. The differences come from the cross-coupling between extraordinary and ordinary light inside the ferrofluid, which may be caused by domain interfaces and internal defects. Since ordinary light does not obey the same wave equation (1), such a cross-coupling breaks the effective Lorentz symmetry of the system. In addition, such a model is necessarily limited to $2 + 1$ spacetime dimensions. However, despite these limitations the developed metamaterial model of the cosmological multiverse appears to be quite interesting, since it is able to replicate many of its hypothesized features in the laboratory setting.

17. Transformation optics in general relativity

Robert T Thompson

Karlsruhe Institute of Technology

Status. The similarity of the light-bending property of curved vacuum spacetimes to that of refractive media was one of the earliest predictions of general relativity. Although Eddington’s observation of the deflection of starlight passing near the sun confirmed this prediction, he also remarked that the same effect could be achieved in otherwise flat space if the region around the sun was filled with an appropriately refracting medium [138]. Gordon then reversed the argument by asking whether a refracting medium could be identified with a curved spacetime, and found the *optical metric* of an isotropic, moving medium [139]. While studying the propagation of electromagnetic waves in gravitational fields, Plebanski obtained

$$\varepsilon = \mu = -\frac{\sqrt{-g}}{g_{00}}g^{ij}, \gamma = -\epsilon_{ijk}\frac{g_{0j}}{g_{00}} \quad (2)$$

as the effective constitutive relations for curved spacetimes [119].

To be clear, the actual relative constitutive parameters of free space are always identically $\varepsilon = \mu = 1, \gamma = 0$, so Plebanski’s result must be understood as describing a refracting medium, in otherwise flat space, that in some way mimics the light-deflecting properties of the curved vacuum. This recipe for a laboratory-accessible dielectric analog representation of a curved spacetime was exploited by de Felice to describe the dielectric analog of a black hole [140], and was further exploited by Leonhardt and Philbin for transformation optics (TO) [141].

A typical methodology for TO is that one first performs a ‘coordinate transformation’ on the initial metric

$$g_{\mu'\nu'} = \frac{\partial x^\mu}{\partial x^{\mu'}}\frac{\partial x^\nu}{\partial x^{\nu'}}g_{\mu\nu} \quad (3)$$

and then uses equation (2) to obtain the optical parameters of the transformation medium. Although instrumental for establishing the geometric or spacetime picture of TO, it is becoming clear that this formulation suffers significant conceptual problems, the resolution of which will hopefully open new avenues for further development in TO.

Current and future challenges. Plebanski’s result equation (2) stems from a particular choice of projection map between curved spacetime and analog representation [142]. But in fact there is no natural identification of curved spacetime with a medium in flat spacetime, and thus no canonical choice of projection exists. As a result, analog spacetimes are manifestly non-covariant since (1) any spacetime can be represented by an infinite number of physically inequivalent media, which must be interpreted relative to the chosen projection, and (2) two different coordinate representations of the same curved vacuum do not correspond to two different coordinate representations of the same analog [143].

Furthermore, the projection connects non-isometric spaces and therefore cannot simultaneously mimic all aspects of light propagation in the curved spacetime, in much the same way that any flat map of Earth always introduces distortions to some surface features [143]. The Plebanski map is conformal, and therefore preserves the coordinate description of a ray trajectory (this statement is already ambiguous because the coordinates are only related by the chosen map), but it does not simultaneously preserve physically meaningful and measurable quantities like the evolution of the cross sectional area of a beam, i.e. the focus, instead distorting these features [143].

Another problem is that equation (3) is a statement that the transformation is isometric. Meanwhile, the Plebanski projection is conformal, and since the scalar curvature is invariant under the transformation, there is no way to make a curved line out of a straight line. This means that if one starts with straight lines in Minkowski spacetime there is no where to go but straight lines in Minkowski spacetime, albeit written in some curvilinear coordinates. Since the TO procedure does indeed appear to work, something else must be going on that is not well-described by the projective spacetime formulation of TO based on equations (2) and (3).

Lastly, the projective spacetimes approach to TO can only predict transformation media that are linear, nondispersive and impedance matched, and is thus not very useful for controlling these common real-world phenomena.

A resolution to the non-covariance/non-canonical issue can be found [144], and significant progress has been made on accounting for—but, thus far, not controlling or engineering—properties like dispersion. However, TO still remains far from being a complete tool for controlling and engineering all aspects of electromagnetic fields.

Progress to date has been achieved through covariant, tensorial descriptions of real-world phenomena in media. Continued progress in TO, and the ability to draw upon ideas from general relativity and apply them to optics, is predicated on developing a spacetime-covariant, tensorial formulation of electrodynamics in media that is compatible with the curved manifolds of relativity.

Advances in science and technology to meet challenges.

Despite both the longstanding and recent transformation optics inspired interest in the analogy between spacetimes and refracting media, relatively little has been done on the covariant, tensorial formulation of electrodynamics in refracting media *within* a curved background spacetime.

Early work by Post established a tensorial formulation of electrodynamics in media [3], but the crucial aspect lacking from Post’s analysis is a distinction between the spacetime and medium contributions. Such an extension may be made for linear media in an arbitrary spacetime by writing Maxwell’s equations as [144]

$$dF = 0, dG = J, G = * \chi F \quad (4)$$

where the Hodge star $*$ contains all information about the background spacetime and the tensor χ , whose vacuum value

χ_{vac} is uniquely defined such that the vacuum is a trivial dielectric, incorporates complete information about the linear medium, i.e. permeability, permittivity, and magnetoelectric couplings.

By explicitly separating contributions of the spacetime and the medium, one can construct a rigorous version of TO where the spacetime metric and coordinates are fixed once and for all while the transformation acts directly on the fields [144]. This formulation is conceptually more physical since we cannot reasonably alter the background spacetime, and the transformation, which is no longer a coordinate transformation, has a physical interpretation as the insertion of χ into the system. Furthermore, it has also been shown that this formulation is fully covariant [145], and since it is isometric by construction, it also resolves the infidelity of projective spacetime TO.

Further development of spacetime-covariant electrodynamics in media within curved spacetimes is underway, with an eye towards generalizing useful concepts from general relativity to media. The kinematics of congruences—a standard tool in relativity—led to the results on distortions in projective spacetime TO mentioned above, and continued investigation on congruences is enabling more detailed characterization and understanding of beam propagation in media.

The metric does not actually enter into Maxwell's equations directly, and the lightcone is a structure that is defined in the limit of ray optics. Inside refracting media, the lightcone does not coincide with that of the background spacetime, and light is in general both non-geodesic and non-null with respect to the background spacetime. Instead, the lightcone is defined by an emergent structure that is unfortunately called the *optical metric*, but which should be understood as supplementing, not supplanting, the background spacetime metric, and as being composed of some combination of background metric and medium.

Fundamentally, an observer makes measurements with respect to the background spacetime metric, and the discrepancy between optical metric and physical measure leads to interesting consequences [143]. At the same time, the optical metric controls many aspects of light propagation, and a better understanding of the optical metric could lead to improvements in the construction of transformation media. In particular, a fully covariant, tensorial expression for the optical metric of a general linear medium in an arbitrary spacetime, that distinguishes medium and spacetime contributions, does not

currently exist. Obtaining such an expression would significantly enhance our understanding of light in media.

At the next order of expansion beyond ray optics, the transport equations provide information on the evolution of the polarization and chirality. A fully covariant formulation of the transport equations in media would enable a rigorous understanding of how these features behave in TO, and may result in a methodology that allows control independently of the ray trajectory.

The inclusion of dispersion in TO is discussed in section 13, and has primarily been achieved by adopting a differential operator approach [146]. An integral kernel approach is potentially more general, but so far has only been studied by considering the simplified case where the propagator is assumed to be that of a background Minkowski spacetime, which neglects both the possibility of a curved background spacetime and the modification to the propagator concordant with the modified lightcone within the medium. Ultimately, an understanding of the covariant Green tensor in media within curved spacetimes is necessary for a full-wave analysis and scattering matrix calculations. At this level, electromagnetic waves can reflect off the spacetime curvature and self-interfere—important effects that are not currently modeled in conjunction with refraction.

Concluding remarks. Projective spacetime transformation optics, as encoded in equations (2) and (3), was instrumental in establishing a useful geometrical framework for TO. By developing a fully spacetime covariant, tensorial theory for electrodynamics in media *within* curved spacetimes, conceptual issues can be resolved and new features can be included in TO. A few of the possible next steps in this programme have been outlined here.

Ideally, we should eventually be able to discuss all of classical optics in media within a fully spacetime-covariant formalism, which could have applications beyond TO. For example, almost everything we know about the universe comes from observations of electromagnetic waves, and curvature effects like gravitational lensing provide important information. But the universe is not empty; light also propagates through potentially refractive dust, gas clouds, and accretion disks around massive objects, the proper accounting of which could shed additional light on the universe.

18. Seeking applications in optics and beyond

Martin Wegener and Muamer Kadic

Karlsruhe Institute of Technology (KIT)

Status. We view transformation optics as a design tool—a very intuitive and mathematically intriguing design tool. To design what? The fascinating idea of macroscopic omnidirectional broadband free-space invisibility cloaks for electromagnetic waves has served as a catalyzing example. However, it is now clear that fundamental bandwidth restrictions imposed by relativity (i.e. the impossibility of superluminal energy transport) mean that invisible people walking on the streets will forever remain a matter of science fiction.

So where should this field go? What real-world devices can we design? After all, researchers have designed optical devices such as complex lens systems by means other than transformation optics for centuries already. We still see opportunities and challenges in visible-frequency optics, but even more so in areas beyond optics, for which the above fundamental restrictions due to relativity do not apply.

Current and future challenges. Electrical contacts on optical devices are ubiquitous. Examples include solar cells, photodetectors, and large-area organic light-emitting diodes (OLEDs) as future wall paper. On the one hand, metal contacts on top of these device are wanted electrically, e.g. to avoid losses by serial resistances. On the other hand, they are unwanted optically because the contacts cast shadows, thereby reducing conversion efficiency in solar cells, reducing effective quantum efficiency in detectors, or leading to spatially inhomogeneous light emission in OLED wall paper. Transparent contacts (such as indium-tin oxide films in touch screens) are often a solution, but not always. In these cases, one needs a device on top of the contact that guides the light around the contact.

At first sight, this task sounds just like any ordinary invisibility cloak. While one even wants operation for a broad range of visible colors, these invisible-contact problems are simpler in various ways. One needs to distinguish between the ballistic and the diffusive regime of light propagation. The ballistic regime applies to solar cells or photodetectors, whereas OLEDs are Lambertian light emitters and often diffusive light scattering layers are added on top of them.

Metal contacts on solar cells can cover up to 10% of the usable area. We have designed and realized three-dimensional broadband graded-index cloaks [147] via Schwarz-Christoffel conformal maps [148]. But this approach is overkill because the phase of light or, equivalently, the time of arrival of light plays no role for this application. Furthermore, a solar cell is a dead-end street because all the light hitting the active area ideally gets absorbed. These aspects allow for a modified and simpler approach in which we again start from a spatial coordinate transformation (in fact, a 1D version of Pendry's transformation of a point to a circle/sphere). Rather than




Figure 27. Electron micrograph of a fabricated cloak for a metal contact ($20\ \mu\text{m}$ width) on a silicon surface. The structure has been designed by mapping a 1D coordinate transformation onto a dielectric (polymer) free-form surface, which refracts the incident light such that it avoids the metal contact. Reproduced with permission from [148].

mapping it onto a material-parameter distribution, we map it onto a dielectric free-form surface, i.e. onto the shape of a surface of a bulk dielectric such as glass or a polymer [148] (see figure 27).

For 1D arrays of long metal wires, this approach works amazingly well for all angles, polarizations, and colors of incident sun light, even for area filling fractions of the metal contacts as large as 20%. Furthermore, after making a master by state-of-the-art 3D laser nanolithography, the resulting structures can be mass-replicated by established imprinting techniques, such that real-world applications in terms of solar cells on your roof appear possible [149]. Many solar cells, however, do have additional wider bus bar lines orthogonal to the metal fingers discussed. This more demanding cloaking problem has not been solved yet.

The cloaking of metal contacts on OLEDs is a distinct problem. In other words: if you just use a free-form surface like above, designed for a solar cell, it will not work [150]; it will generally even make the shadow cast by the OLED contact more pronounced. The reason lies in the different angular distributions of light rays. The case of an ideal Lambertian emitter is a notable exception. While our corresponding results are encouraging, we emphasize that again only the 1D problem of isolated wires or arrays of parallel metal wires has been solved. The problem of cloaking hexagonal or square lattices of contact wires, remains open.

As an alternative, we have shown that the idea of cloaking based on the macroscopic Maxwell equations can be translated to the regime of light diffusion, essentially because the stationary version of Fick's diffusion equation is mathematically analogous to electrostatics [150–153]. Here, the light diffusivity is controlled by the density of scattering particles. On this basis, we have successfully cloaked contacts [150]. The remaining challenge lies in the 3D micro-manufacturing of such structures in a manner suitable for

mass products. Again, the problem of hexagonal or square lattices of contact wires has not been solved so far.

Together with the above free-form surface approach, in regard to metal contacts on Lambertian OLEDs, the two above possibilities compete against each other, while we are presently not aware of other competing approaches.

Let us consider an example from mechanics. In civil engineering, one often needs some sort of light-weight scaffold structure. Suppose you need to punch a hole into this structure, e.g. for obtaining a feedthrough. Obviously, this hole will weaken the support structure, raising the question whether we can build something around the void to make the overall arrangement appear in all respects as without the hole being punched in. In other words: we aim at a mechanical cloak. In 2006, Milton showed that the continuum-mechanics elasticity equations are not form-invariant under general spatial transformations, neither in the static nor in the dynamic case (which is a show stopper for the ideas of transformation optics)—at least not for the elasticity tensors of ordinary materials. In selected special cases, such as 2D flexural waves, one gets away with ordinary solids [154] or for 3D pressure waves with pentamode mechanical metamaterials [155]. The latter can be seen as solids approximating liquids in that their shear modulus is small compared to their bulk modulus.

Another option in mechanics (and in other areas) is to use direct spatial transformations of discrete lattices [156]. This simple and direct approach works amazingly well in two dimensions and in the static case (see also figure 28), but so far lacks a sound theoretical justification in regard to why it also takes care of the shear forces. Another challenge is to extend this approach to the wave regime.

Yet another avenue is based on the fact that the elasticity equations do become form invariant for a more general class of elastic solid, e.g. for so-called Cosserat materials, which exhibit additional (rotational) degrees of freedom. One opportunity and challenge of the field lies in designing and experimentally realizing such generalized elastic solids in a microstructured form to then use them for general transformation mechanics.

Advances in science and technology to meet challenges.

Generally, approaches solving the inverse problem of how to get from the material parameters derived from transformation optics (or counterparts thereof) to concrete metamaterial *microstructures* need to be developed.




Figure 28. Photograph of a fabricated and characterized two-dimensional static mechanical cloak, designed by using the direct-lattice-transformation approach. The lattice constant of the hexagonal lattice in the surrounding of the cloak is about $a = 7$ mm. Reproduced with permission from [156].

In regard to cloaking of general elastic waves by microstructured cloaks (compare figure 28), perfectly matched layers (PMLs) at simulation domain boundaries will need to be worked out—otherwise such cloaks cannot even be tested numerically on the computer.

The corresponding fabrication technologies are almost there. However, the field would certainly benefit from advances in 3D laser nanoprinting in regard to speed, spatial resolution, precision, and from the availability of a wider range of ingredient materials.

Concluding remarks. Real-world applications of transformation optics and invisibility cloaking such as cloaked contacts on solar cells or on OLEDs have come into reach. Further application possibilities arise beyond optics, e.g. in mechanics. There is, however, much further basic work that needs to be done.

Acknowledgments. We acknowledge the contributions of all of the members of the KIT group involved in this work. We also acknowledge support by the Helmholtz program Science and Technology of Nanosystems (STN), by Deutsche Forschungsgemeinschaft (DFG) through program DFG SPP 1839 ‘Tailored Disorder’, and by the Hector Fellow Academy.

19. Beyond optics: transforming other wave and transport systems

Steven A Cummer

Duke University

Status. Transformation optics was an astonishing theoretical breakthrough. Beyond bringing invisibility into the realm of the feasible, it remains one of few general tools for solving the electromagnetic design and synthesis problem. One can define a particular geometric operation—such as stretching, twisting, and displacing—to be performed on electromagnetic fields, and the transformation optics framework provides exact material parameters to implement that operation.

Following this important discovery, it was naturally of great interest (and importance) to know whether the coordinate transformation framework could be applied to control fields in other wave and transport systems. The peculiarities of coordinate transformations in electromagnetics, embodied in relativity theory, suggested that the answer might be no. However, it was soon shown that the transformation framework could be applied to acoustic waves in fluids without steady flow [157, 158]. It soon became clear that the concept could be applied to other linear wave and transport systems, including the Schrödinger equation [159] and heat conduction and diffusion [160]. It should be mentioned that the existence of transformation solutions to charge transport had been discovered previously [161].

The ability to control transport and wave propagation in nearly arbitrary ways in a wide range of physical systems as illustrated in figure 29, offers amazing possibilities for both exploring wave behavior in complex environments and developing devices of practical value. The key step in transitioning transformation theory to physical implementation in these systems is the ability to create the medium effective properties needed to control the transport or wave propagation in each system. In acoustics, for examples, these properties are mass density and bulk modulus (compressional stiffness), while in heat conduction, these are the specific heat and thermal conductivity. Understanding the theoretical capabilities and limits of the transformation approach in each of these physical systems, developing new approaches to control the essential material properties effectively and efficiently, and transferring knowledge and results from one physical system to another all remain active research areas with critical unanswered questions.

Current and future challenges. The applicability of the transformation design approach to at least some non-electromagnetic wave and transport systems has opened the door to new research directions and raises some important scientific questions. Two questions are obvious: are there more systems that can be controlled using the transformation approach, and what are the limits of applicability? These are largely theoretical questions that are waiting to be tackled, should additional wave and transport systems of interest be identified. Past work in this area has followed one of two

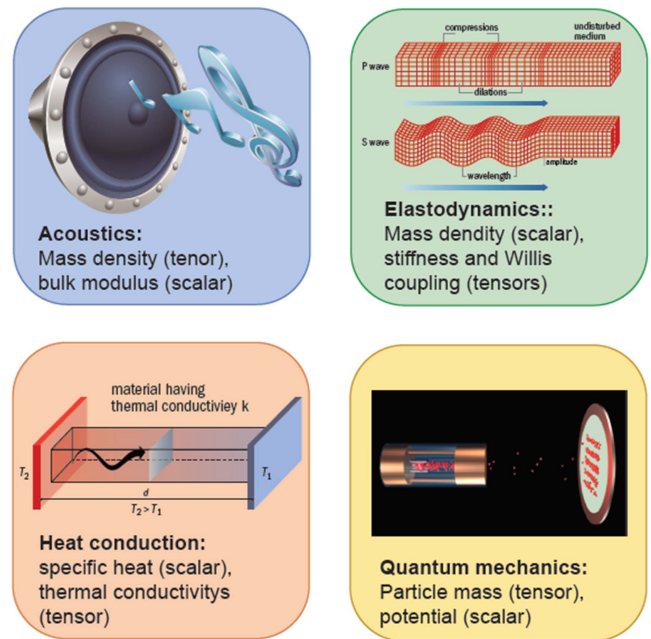


Figure 29. Illustration of some of the wide range of physical systems that admit transformation-type solutions and the effective material parameters that must be controlled in each case.

general approaches: identifying a mapping of the system in question to one known to admit transformation-type solutions, or the demonstration of the coordinate transformation invariance of the dynamic equations themselves.

One research direction enabled by transformation design is the experimental implementation of interesting wave and transport physics by analogue. The similarity of the transformation approach across different wave systems creates connections that enable experiments in one domain to have much broader implications. One example is exploiting the theoretical analogy between light propagation near a black hole and wave propagation in a moving fluid to explore difficult-to-access phenomena, such as Hawking radiation ([162] and references therein). Other universal wave phenomena, such as propagation in parity-time symmetric systems, can be accessed and experimentally explored with the most convenient wave system yet the implications are broadly applicable.

A second direction is the development of materials and devices for controlling waves and transport in these different domains, including acoustics, elastodynamics, and heat flow. Interestingly, many of the challenges in implementing transformation materials and devices in all of these domains are similar to those in optics and electromagnetics. The transformation design approach typically yields continuum material parameters that are anisotropic and smoothly inhomogeneous, and these properties need to be controlled with a precision not normally available in natural materials.

The most successful solution to this challenge has been engineered metamaterials. Metamaterial and related design approaches have successfully been applied in a variety of wave and transport systems to experimentally demonstrate the feasibility of practical implementations of transformation

designs (e.g. [163]). That said, improvements to metamaterial design and fabrication are still needed to carry these concepts beyond simple feasibility demonstrations towards practically useful devices.

Advances in science and technology to meet challenges.

The intrinsically multiscale design, simulation, and fabrication of metamaterials remains a major hurdle for the design of transformation-based devices for any wave system. Subwavelength scales are needed to mimic continuum materials, while the device-scale inhomogeneity is typically many orders of magnitude larger. Additive manufacturing is a promising path, but most of the capabilities of most implementations at present are not sufficiently multiscale.

Another challenge across all transformation-based designs is the physical realization of the required range of continuum material properties. Different background materials impose different practical constraints. In airborne acoustics, for example, it is difficult for nonresonant structures to behave as though they are lighter or more compressible than air. In contrast, for underwater acoustics, it is challenging to create structures that are more than a few times more dense or stiff than water. The range of material parameters needed can be controlled to some degree through the transformation framework, and developing design approaches that merge transformation theory with practical material fabrication limits will likely be essential for successful devices in any wave system.










A particular advantage that acoustics offers to transformation-based design lies in the relatively slow propagation velocity and relatively long time scales of frequencies of interest. The acoustic metamaterial response can be controlled actively at microsecond to millisecond timescales [164], and

this enables the ability to create local material behavior not easily implemented in other wave systems, including gain. One example that exploits this is demonstrating the ability to control exceptional points in parity-time symmetric systems [165]. The development of new active approaches to control local acoustic metamaterial response should enable acoustic analogues of very complex wave systems.

One practically important wave system that remains relatively unexplored is solid elastodynamics. Part of the challenge is that the transformation design approach leads to solid materials that exhibit so-called Willis coupling [166]. Although continuum solids do not have this property, microstructured materials can, provided they have the right kind of internal asymmetry or lattice structure. The practical importance of waves and vibrations in solids suggests that further theoretical and experimental developments in this area may have substantial impact.

Concluding remarks. The power of the transformation design framework is not limited to optics and electromagnetics. It appears to be applicable, to at least some degree, to most if not all wave and transport systems. These include acoustic waves in fluids, heat conduction, elastodynamic waves in solids, and even quantum mechanical matter waves. Anisotropic and inhomogeneous effective material properties are the critical component in experimentally realizing the level of wave control the transformation framework promises. Designing and fabricating artificial metamaterials with subwavelength structure that spans tens to hundreds (or more) wavelengths in total size remains a primary technical challenge in all of these areas. When this is possible, truly arbitrary wave and transport control become feasible.

ORCID iDs

Vincenzo Galdi  <https://orcid.org/0000-0002-4796-3600>
 Jensen Li  <https://orcid.org/0000-0002-2099-8942>
 Oscar Quevedo-Teruel  <https://orcid.org/0000-0002-4900-4788>
 Yang Hao  <https://orcid.org/0000-0002-9949-7226>
 Paul Kinsler  <https://orcid.org/0000-0001-5744-8146>
 Jonathan Gratus  <https://orcid.org/0000-0003-1597-6084>
 Joseph M Lukens  <https://orcid.org/0000-0001-9650-4462>
 Andrew M Weiner  <https://orcid.org/0000-0002-1334-8183>
 Igor I Smolyaninov  <https://orcid.org/0000-0003-3522-6731>

References

- [1] Pendry J B, Schurig D and Smith D R 2006 Controlling electromagnetic fields *Science* **312** 1780–2
- [2] Einstein A 1916 Die grundlage der allgemeinen relativitätstheorie *Ann. Phys., Lpz.* **354** 769–822
- [3] Post E J 1962 *Formal Structure of Electromagnetics* (New York: Dover)
- [4] Ward A J and Pendry J B 1996 Refraction and geometry in Maxwell's equations *J. Mod. Opt.* **43** 773–93
- [5] Pendry J B, Luo Y and Zhao R 2015 Transforming the optical landscape *Science* **348** 521–4
- [6] Narayana S and Sato Y 2012 DC magnetic cloak *Adv. Mater.* **24** 71–4
- [7] Maier S A 2007 *Plasmonics: Fundamentals and Applications* (Berlin: Springer)
- [8] Pendry J B, Aubry A, Smith D R and Maier S A 2012 Transformation optics and subwavelength control of light *Science* **337** 549–52
- [9] Horsley S A R, Hooper I R, Mitchell–Thomas R C and Quevedo–Teruel O 2014 Removing singular refractive indices with sculpted surfaces *Sci. Rep.* **4** 4876
- [10] Mortensen N A, Raza S, Wubs M, Søndergaard T and Bozhevolnyi S I 2014 A generalized non-local optical response theory for plasmonic nanostructures *Nat. Commun.* **5** 3809
- [11] Zhu W, Esteban R, Borisov A G, Baumberg J J, Nordlander P, Lezec H J, Aizpurua J and Crozier K B 2016 Quantum mechanical effects in plasmonic structures with subnanometre gaps *Nat. Commun.* **7** 11495
- [12] Luo Y, Fernandez-Dominguez A I, Wiener A, Maier S A and Pendry J B 2013 Surface plasmons and nonlocality: a simple model *Phys. Rev. Lett.* **111** 093901
- [13] Brown A M, Sundararaman R, Narang P, Goddard W A III and Atwater H A 2016 Nonradiative plasmon decay and hot carrier dynamics: effects of phonons, surfaces, and geometry *ACS Nano* **10** 957–66
- [14] Castaldi G, Galdi V, Alù A and Engheta N 2012 Nonlocal transformation optics *Phys. Rev. Lett.* **108** 063902
- [15] Moccia M, Castaldi G, Galdi V, Alù A and Engheta N 2016 Dispersion engineering via nonlocal transformation optics *Optica* **3** 179–88
- [16] Silva A, Monticone F, Castaldi G, Galdi V, Alù A and Engheta N 2014 Performing mathematical operations with metamaterials *Science* **343** 160–3
- [17] Castaldi G, Savoia S, Galdi V, Alù A and Engheta N 2013 PT metamaterials via complex-coordinate transformation optics *Phys. Rev. Lett.* **110** 173901
- [18] Savoia S, Castaldi G and Galdi V 2016 Complex-coordinate non-Hermitian transformation optics *J. Opt.* **18** 1–13
- [19] Heiss W D 2012 The physics of exceptional points *J. Phys. A* **45** 444016
- [20] Silveirinha M G 2007 Metamaterial homogenization approach with application to the characterization of microstructured composites with negative parameters *Phys. Rev. B* **75** 115104
- [21] Chebykin A V, Orlov A A, Voizianova A V, Maslovski S I, Kivshar Y S and Belov P A 2011 Nonlocal effective medium model for multilayered metal-dielectric metamaterials *Phys. Rev. B* 2011 **84** 115438
- [22] Doppler J, Mailybaev A A, Böhm J, Kuhl U, Girschick A, Libisch F, Milburn T J, Rabl P, Moiseyev N and Rotter S 2016 Dynamically encircling an exceptional point for asymmetric mode switching *Nature* **537** 76–9
- [23] Liberal I and Engheta N 2017 Near-zero refractive index photonics *Nat. Photon.* **11** 149–58
- [24] Leonhardt U 2006 Optical conformal mapping *Science* **312** 1777–80
- [25] Schurig D, Mock J J, Justice B J, Cummer S A, Pendry J B, Starr A F and Smith D R 2006 Metamaterial electromagnetic cloak at microwave frequencies *Science* **314** 977–80
- [26] Lai Y, Ng J, Chen H, Han D, Xiao J, Zhang Z and Chan C T 2009 Illusion optics: the optical transformation of an object into another object *Phys. Rev. Lett.* **102** 253902
- [27] Joannopoulos J D, Johnson S G, Winn J N and Meade R D 2008 *Photonic Crystals: Molding the Flow of Light* 2nd edn (Princeton, NJ: Princeton University Press)
- [28] Urzhumov Y A and Smith D R 2010 Transformation optics with photonic band gap media *Phys. Rev. Lett.* **105** 163901
- [29] Liang Z and Li J 2011 Scaling two-dimensional photonic crystals for transformation optics *Opt. Express* **19** 16821–9
- [30] Huang X, Lai Y, Hang Z H, Zheng H and Chan C T 2011 Dirac cones induced by accidental degeneracy in photonic crystals and zero-refractive-index materials *Nat. Mater.* **10** 582–6
- [31] Luo J, Yang Y, Yao Z, Lu W, Hou B, Hang Z H, Chan C T and Lai Y 2016 Ultratransparent media and transformation optics with shifted spatial dispersions *Phys. Rev. Lett.* **117** 223901
- [32] Yao Z Q, Luo J and Lai Y 2016 Photonic crystals with broadband, wide-angle and polarization-insensitive transparency *Opt. Lett.* **41** 5106–9
- [33] Schinzinger R S and Laura P A A 1991 *Conformal Mapping: Methods and Applications* (New York: Dover)
- [34] Chew W C and Weedon W H 1994 A 3D perfectly matched medium from modified Maxwell's equations with stretched coordinates *Micro. Opt. Tech. Lett.* **7** 599–604
- [35] Horsley S A R, King C G and Philbin T G 2016 Wave propagation in complex coordinates *J. Opt.* **18** 044016
- [36] Horsley S A R, Artoni M and La Rocca G C 2015 Spatial Kramers-Kronig relations and the reflection of waves *Nat. Phot.* **9** 436–9
- [37] Ruter C E, Makris K G, El-Ganainy R, Christodoulides D N, Segev M and Kip D 2010 Observation of parity-time symmetry in optics *Nat. Phys.* **6** 192–5
- [38] Jiang W, Ma Y, Yuan J, Yin G, Wu W and He S 2017 Deformable broadband metamaterial absorber engineered with an analytical spatial Kramers-Kronig permittivity profile *Laser Phot. Rev.* **11** 1600253
- [39] Lu L, Joannopoulos J D and Soljacic M 2014 Topological photonics *Nat. Phot.* **8** 821–9
- [40] Gharghi M, Gladden C, Zentgraf T, Liu Y, Yin X, Valentine J and Zhang X 2011 A carpet cloak for visible light *Nano Lett.* **11** 2825–8
- [41] Ni X *et al* 2015 An ultrathin invisibility skin cloak for visible light *Science* **349** 1310–4
- [42] McCall M W, Favaro A, Kinsler P and Boardman A 2010 A spacetime cloak, or a history editor *J. Opt.* **13** 024003
- [43] Liu F and Li J 2015 Gauge field optics with anisotropic media *Phys. Rev. Lett.* **114** 103902

- [44] Liu F, Horsley S A R and Li J 2017 Invisibility cloaking using pseudomagnetic field for photon *Phys. Rev. B* **95** 075157
- [45] Pfeiffer C and Anthony G 2013 Metamaterial Huygens' surfaces: tailoring wave fronts with reflectionless sheets *Phys. Rev. Lett.* **19** 197401
- [46] Choi J S and Howell J C 2016 Digital integral cloaking *Optica* **3** 536
- [47] Hunt J, Tyler T, Dhar S, Tsai Y-J, Bowen P, Larouche S, Jokerst N M and Smith D R 2012 Planar, flattened Luneburg lens at infrared wavelengths *Opt. Exp.* **20** 1706–13
- [48] Leonhardt U and Philbin T G 2010 *Geometry and Light: The Science of Invisibility* (New York: Dover)
- [49] Sarbort M and Tyc T 2012 Spherical media and geodesic lenses in geometrical optics *J. Opt.* **14** 075705
- [50] Kunz K S 1954 Propagation of microwaves between a parallel pair of doubly curved conducting surfaces *J. Appl. Phys.* **25** 642
- [51] DuFort E C and Uyeda H A 1984 Geodesic dome-lens antenna *US Patent* 4,488,156
- [52] Mitchell-Thomas R C, Quevedo-Teruel O, McManus T M, Horsley S A R and Hao Y 2014 Lenses on curved surfaces *Opt. Lett.* **39** 3551–4
- [53] Mitchell-Thomas R C, McManus T M, Quevedo-Teruel O, Horsley S A R and Hao Y 2013 Perfect surface wave cloaks *Phys. Rev. Lett.* **111** 213901
- [54] Quevedo-Teruel O, Tang W, Mitchell-Thomas R C, Dyke A, Dyke H, Zhang L, Haq S and Hao Y 2013 Transformation optics for antennas: why limit the bandwidth with metamaterials? *Sci. Rep.* **3** 1903
- [55] Mitchell-Thomas R C, Quevedo-Teruel O, Sambles J R and Hibbins A P 2016 Omnidirectional surface wave cloak using an isotropic homogeneous dielectric coating *Sci. Rep.* **6** 30984
- [56] Quevedo-Teruel O, Ebrahimpouri M and Kehn M Ng M 2016 Ultra wide band metasurface lenses based on off-shifted opposite layers *IEEE Antennas Wirel. Propag. Lett.* **15** 484
- [57] Ginis V, Tassin P, Soukoulis C M and Veretennicoff I 2013 Enhancing optical gradient forces with metamaterials *Phys. Rev. Lett.* **110** 057401
- [58] Lambrechts L, Ginis V, Danckaert J and Tassin P 2017 Transformation optics for surface phenomena: engineering the Goos-Hänchen effect *Phys. Rev. B* **95** 035427
- [59] Huidobro P A, Nesterov M, Martin-Moreno L and Garcia-Vidal F J 2010 Transformation optics for plasmonics *Nano Lett.* **10** 1985–90
- [60] Liu Y, Zentgraf T, Bartal G and Zhang X 2010 Transformational plasmon optics *Nano Lett.* **10** 1991–7
- [61] Vakil A and Engheta N 2011 Transformation optics using graphene *Science* **332** 1291–4
- [62] Gabrielli L H, David L, Johnson S G and Lipson M 2012 On-chip transformation optics for multimode waveguide bends *Nat. Commun.* **3** 1217
- [63] Viaene S, Ginis V, Danckaert J and Tassin P 2016 Transforming two-dimensional guided light using nonmagnetic metamaterial waveguides *Phys. Rev. B* **93** 085429
- [64] Viaene S, Ginis V, Danckaert J and Tassin P 2017 Mitigating optical singularities in coordinate-based metamaterial waveguides *Phys. Rev. B* **95** 155412
- [65] Yu N, Genevet P, Kats M A, Aieta F, Tetienne J-P, Capasso F and Gaburro Z 2011 Light propagation with phase discontinuities: generalized laws of reflection and refraction *Science* **334** 333–7
- [66] Ergin T, Stenger N, Brenner P, Pendry J B and Wegener M 2010 Three-dimensional invisibility cloak at optical wavelengths *Science* **328** 337–9
- [67] Yu N *et al* 2013 Flat optics: controlling wavefronts with optical antenna metasurfaces *IEEE J. Sel. Top. Quantum Electron.* **19** 4700423
- [68] Pfeiffer C and Grbic A 2013 Metamaterial Huygens' surfaces: tailoring wave fronts with reflectionless sheets *Phys. Rev. Lett.* **110** 197401
- [69] Epstein A and Eleftheriades G V 2014 Passive lossless Huygens metasurfaces for conversion of arbitrary source field to directive radiation *IEEE Trans. Antennas Propag.* **62** 5680–95
- [70] Maci S, Minatti G, Casaletti M and Bosiljevac M 2011 Metasurfing: addressing waves on impenetrable metasurfaces *IEEE Antennas Wirel. Propag. Lett.* **10** 1499–502
- [71] Martini E, Mencagli M, González-Ovejero D and Maci S 2016 Flat optics for surface waves *IEEE Trans. Antennas Propag.* **64** 155–66
- [72] Fong B H, Colburn J S, Ottusch J J, Visher J L and Sievenpiper D F 2010 Scalar and tensor holographic artificial impedance surfaces *IEEE Trans. Antennas Propag.* **58** 3212–21
- [73] Minatti G, Caminita F, Casaletti M and Maci S 2011 Spiral leaky-wave antennas based on modulated surface impedance *IEEE Trans. Antennas Propag.* **59** 4436–44
- [74] Minatti G *et al* 2015 Modulated metasurface antennas for space: synthesis, analysis and realizations *IEEE Trans. Antennas Propag.* **63** 1288–300
- [75] Taravati S, Khan B A, Gupta S, Achouri K and Caloz C 2015 Nonreciprocal nongyrotropic magnetless metasurface *IEEE Trans. Antennas Propag.* **65** 3589–97
- [76] Monticone F, Valagiannopoulos C and Alù A 2016 Parity-time symmetric nonlocal metasurfaces: all-angle negative refraction and volumetric imaging *Phys. Rev. X* **6** 41018–31
- [77] Pereda T *et al* 2016 Dual circularly polarized broadside beam metasurface antenna *IEEE Trans. Antennas Propag.* **64** 2944–53
- [78] Li M, Xiao S, Long J and Sievenpiper D F 2016 Surface waveguides supporting both TM mode and TE mode with the same phase velocity *IEEE Trans. Antennas Propag.* **64** 3811–9
- [79] Kwon D and Werner D H 2010 Transformation electromagnetics: an overview of the theory and applications *IEEE Antennas Propag. Mag.* **52** 24
- [80] Roberts D A, Kundtz N and Smith D R 2009 Optical lens compression via transformation optics *Opt. Express* **17** 16535
- [81] Kundtz N and Smith D R 2010 Extreme-angle broadband metamaterial lens *Nat. Mater.* **9** 129
- [82] Wu Q, Jiang Z H, Quevedo-Teruel O, Turpin J P, Tang W, Hao Y and Werner D H 2013 Transformation optics inspired multibeam lens antennas for broadband directive radiation *IEEE Trans. Antennas Propag.* **61** 5910–22
- [83] Ebrahimpouri M and Quevedo-Teruel O 2017 Bespoke lenses based on quasi conformal transformation optics technique *IEEE Trans. Antennas Propag.* **65** 2256–64
- [84] Hao Y and Mittra R 2008 *FDTD Modeling of Metamaterials: Theory and Applications* (London: Artech House)
- [85] Tang W, Argyropoulos C, Kallos E, Song W and Hao Y 2010 Discrete coordinate transformation for designing all-dielectric flat antennas *IEEE Trans. Antennas Propag.* **58** 3795–804
- [86] Mateo-Segura C, Dyke A, Dyke H, Haq S and Hao Y 2014 Flat Luneburg lens via transformation optics for directive antenna applications *IEEE Trans. Antennas Propag.* **62** 14210791
- [87] Lei J, Yang J, Chen X, Zhang Z, Fu G and Hao Y 2018 Experimental demonstration of conformal phased array antenna via transformation optics *Sci. Rep.* **8** 3807
- [88] Yang R, Tang W, Hao Y and Youngs I 2011 A coordinate transformation-based broadband flat lens via microstrip array *IEEE Antennas Wireless Propag. Lett.* **10** 99–102
- [89] La Spada L, McManus T M, Dyke A, Haq S, Zhang L, Cheng Q and Hao Y 2016 Surface wave cloak from graded refractive index nanocomposites *Sci. Rep.* **6** 29363
- [90] Isakov D V, Lei Q, Castles F, Stevens C J, Grovenor C R M and Grant P S 2016 3D printed anisotropic dielectric composite with meta-material features *Mater. Des.* **93** 423

- [91] Castles F, Isakov D, Lui A, Lei Q, Dancer C E J, Wang Y, Janurudin J M, Speller S C, Grovenor C R M and Grant P S 2016 Microwave dielectric characterisation of 3D-printed BaTiO₃ ABS polymer composites *Sci. Rep.* **6** 22714
- [92] Grant P S, Castles F, Lei Q, Wang Y, Janurudin J M, Isakov D, Speller S, Dancer C and Grovenor C R M 2015 Manufacture of electrical and magnetic graded and anisotropic materials for novel manipulations of microwaves *Phil. Trans. R. Soc. A* **373** 20140353
- [93] Runarsson T P and Yao X 2000 Stochastic ranking for constrained evolutionary optimization *IEEE Trans. Evol. Comput.* **4** 284–94
- [94] Vial B and Hao Y 2015 Topology optimized all-dielectric cloak: design, performances and modal picture of the invisibility effect *Opt. Express* **23** 23551–60
- [95] McCall M W, Favaro A, Kinsler P and Boardman A D 2011 A spacetime cloak, or a history editor *J. Opt.* **13** 024003
- [96] Fridman M, Farsi A, Okawachi Y and Gaeta A L 2012 Demonstration of temporal cloaking *Nature* **481** 62–5
- [97] Lukens J M, Leaird D E and Weiner A M 2013 A temporal cloak at telecommunication data rate *Nature* **498** 205–8
- [98] Zhou F, Dong J, Yan S and Yang T 2017 Temporal cloak with large fractional hiding window at telecommunication data rate *Opt. Commun.* **388** 7783
- [99] Lai Y, Chen H, Zhang Z-Q and Chan C T 2009 Complementary media invisibility cloak that cloaks objects at a distance outside the cloaking shell *Phys. Rev. Lett.* **102** 093901
- [100] Kinsler P and McCall M W 2014 Transformation devices: carpets in space and time *Phys. Rev. A* **89** 063818
- [101] Halimeh J C, Thompson R T and Wegener M Invisibility cloaks in relativistic motion *Phys. Rev. A* **93** 013850
- [102] Kinsler P and McCall M W 2014 Cloaks, editors, and bubbles: applications of spacetime transformation theory *Ann. Phys.* **526** 51–62
- [103] Kinsler P and McCall M W 2015 The futures of transformations and metamaterials *Photon. Nanostruct. Fundam. Appl.* **15** 10–23
- [104] Gratus J, Kinsler P, McCall M W and Thompson R T 2016 On spacetime transformation optics: temporal and spatial dispersion *New J. Phys.* **18** 123010
- [105] Fan K and Padilla W J 2015 Dynamic electromagnetic metamaterials *Materials Today* **18** 39–50
- [106] Fernández-Domínguez A I, Zhang P, Luo Y, Maier S A, García-Vidal F J and Pendry J B 2012 Transformation-optics insight into nonlocal effects in separated nanowires *Phys. Rev. B* **86** 241110
- [107] Fernández-Domínguez A I, Wiener A, García-Vidal F J, Maier S A and Pendry J B 2012 Transformation-optics description of nonlocal effects in plasmonic nanostructures *Phys. Rev. Lett.* **108** 106802
- [108] Ciraci C, Hill R T, Mock J J, Urzhumov Y, Fernández-Domínguez A I, Maier S A, Pendry J B, Chilkoti A and Smith D R 2012 *Science* **337** 1072–4
- [109] Pekar S I 1958 The theory of electromagnetic waves in a crystal in which excitons are produced *Sov. Phys. JETP* **6** 785
- [110] Agranovich V M and Ginzburg V 2013 *Crystal Optics with Spatial Dispersion and Excitons* vol 42 (Berlin: Springer)
- [111] Gratus J and Tucker R W 2011 Covariant constitutive relations and relativistic inhomogeneous plasmas *J. Math. Phys.* **52** 042901
- [112] Kolner B H 1994 Space-time duality and the theory of temporal imaging *IEEE J. Quantum Electron.* **30** 1951–63
- [113] Zhou F, Dong J, Yan S and Yang T 2017 Temporal cloak with large fractional hiding window at telecommunication data rate *Opt. Commun.* **388** 77–83
- [114] Li B, Wang X, Kang J, Wei Y, Yung T and Wong K K Y 2017 Extended temporal cloak based on the inverse temporal Talbot effect *Opt. Lett.* **42** 767–70
- [115] Lukens J M, Metcalf A J, Leaird D E and Weiner A M 2014 Temporal cloaking for data suppression and retrieval *Optica* **1** 372–5
- [116] Bony P-Y, Guasoni M, Morin P, Sugny D, Picozzi A, Jauslin H R, Pitois S and Fatome J 2014 Temporal spying and concealing process in fibre-optic data transmission systems through polarization bypass *Nat. Commun.* **5** 4678
- [117] Lukens J M and Lougovski P 2017 Frequency-encoded photonic qubits for scalable quantum information processing *Optica* **4** 8–16
- [118] Imany P, Jaramillo-Villegas J A, Odele O D, Han K, Leaird D E, Lukens J M, Lougovski P, Qi M and Weiner A M 2018 50-GHz-spaced comb of high-dimensional frequency-bin entangled photons from an on-chip silicon nitride microresonator *Opt. Express* **26** 1825–40
- [119] Plebanski J 1960 Electromagnetic waves in gravitational fields *Phys. Rev.* **118** 1396–408
- [120] Abbott B P *et al* 2016 Observation of gravitational waves from a binary black hole merger *Phys. Rev. Lett.* **116** 061102
- [121] Perlmutter S, Smith B P and Riess A G 2012 Nobel lectures *Rev. Mod. Phys.* **84** 1127–75
- [122] Jacobson T 1995 Thermodynamics of spacetime: the Einstein equation of state *Phys. Rev. Lett.* **75** 1260–3
- [123] Bekenstein J D 1974 Generalized second law of thermodynamics in black-hole physics *Phys. Rev. D* **9** 3292–300
- [124] Unruh W G 1976 Notes on black-hole evaporation *Phys. Rev. D* **14** 870–92
- [125] Brumfiel G 2007 Unseen universe: a constant problem *Nature* **448** 245–8
- [126] Volovik G E 2003 *The Universe in A Helium Droplet* (Oxford: Clarendon)
- [127] Simpson W M R and Leonhardt U (ed) 2015 *Forces of the Quantum Vacuum* (Singapore: World Scientific)
- [128] Smolyaninov I 2003 Surface plasmon toy-model of a rotating black hole *New J. Phys.* **5** 147
- [129] Greenleaf A, Kurylev Y, Lassas M and Uhlmann G 2007 Electromagnetic wormholes and virtual magnetic monopoles from metamaterials *Phys. Rev. Lett.* **99** 183901
- [130] Mackay T and Lakhtakia A 2010 Towards a metamaterial simulation of a spinning cosmic string *Phys. Lett. A* **374** 2305–8
- [131] Smolyaninov I and Hung Y 2011 Modeling of time with metamaterials *J. Opt. Soc. Am. B* **28** 1591–5
- [132] Landau L and Lifshitz E 2000 *The Classical Theory of Fields* (Oxford: Elsevier)
- [133] Smolyaninov I and Narimanov E 2010 Metric signature transitions in optical metamaterials *Phys. Rev. Lett.* **105** 067402
- [134] White A, Weinfurter S and Visser M 2010 Signature change events: a challenge for quantum gravity? *Class. Quantum Gravity* **27** 045007
- [135] Smolyaninov I, Hwang E and Narimanov E 2012 Hyperbolic metamaterial interfaces: hawking radiation from Rindler horizons and spacetime signature transitions *Phys. Rev. B* **85** 235122
- [136] Smolyaninov I, Yost B, Bates E and Smolyaninova V 2013 Experimental demonstration of metamaterial ‘multiverse’ in a ferrofluid *Opt. Express* **21** 14918–25
- [137] Bojowald M and Mielczarek J 2015 Some implications of signature-change in cosmological models of loop quantum gravity *J. Cosmology Astroparticle Phys.* **08** 052
- [138] Eddington A S 1920 *Space, Time, and Gravitation* (Cambridge: Cambridge University Press)
- [139] Gordon W 1923 Zur lichtfortpflanzung nach der relativitätstheorie *Ann. Phys., Lpz.* **72** 421
- [140] de Felice F 1971 On the gravitational field acting as an optical medium *Gen. Relativ. Gravit.* **2** 347
- [141] Leonhardt U and Philbin T G 2006 General relativity in electrical engineering *New J. Phys.* **8** 247

- [142] Thompson R T and Fraueiniener J 2010 Dielectric analog spacetimes *Phys. Rev. D* **82** 124021
- [143] Fathi M and Thompson R T 2016 Cartographic distortions make dielectric spacetime analog models imperfect mimickers *Phys. Rev. D* **93** 124026
- [144] Thompson R T, Cummer S A and Fraueiniener J 2011 A completely covariant approach to transformation optics *J. Opt.* **13** 024008
- [145] Thompson R T and Fathi M 2015 ‘Shrinking cloaks in expanding space-times: the role of coordinates and the meaning of transformations in transformation optics *Phys. Rev. A* **92** 013834
- [146] Gratus *et al* 2016 On spacetime transformation optics: temporal and spatial dispersion *New J. Phys.* **18** 123010
- [147] Ergin T, Stenger N, Brenner P, Pendry J B and Wegener M 2010 Three-dimensional invisibility cloak at optical wavelengths *Science* **328** 337–9
- [148] Schumann M F, Wiesendanger S, Goldschmidt J C, Bläsi B, Bittkau K, Paetzold U W, Sprafke A, Wehrspohn R, Rockstuhl C and Wegener M 2015 Cloaked contact grids on solar cells by coordinate transformations: designs and prototypes *Optica* **2** 850–3
- [149] Schumann M F, Langenhorst M, Ding K, Paetzold U W and Wegener M 2017 All-angle invisibility cloaking of contact fingers on solar cells by refractive free-form surfaces *Adv. Opt. Mater.* **5** 1700164
- [150] Mayer F, Schittny R, Egel A, Niemeyer A, Preinfalk J, Lemmer U and Wegener M 2016 Cloaking contacts on large-area organic light-emitting diodes *Adv. Opt. Mater.* **4** 740–5
- [151] Schittny R, Kadic M, Bückmann T and Wegener M 2014 Invisibility cloaking in a diffusive light scattering medium *Science* **345** 427–9
- [152] Schittny R, Niemeyer A, Kadic M, Bückmann T, Naber A and Wegener M 2015 Diffuse-light all-solid-state invisibility cloak *Opt. Lett.* **40** 4202–5
- [153] Schittny R, Niemeyer A, Mayer F, Naber A, Kadic M and Wegener M 2016 Invisibility cloaking in light scattering media *Laser Photon. Rev.* **10** 382–408
- [154] Stenger N, Wilhelm M and Wegener M 2012 Experiments on elastic cloaking in thin plates *Phys. Rev. Lett.* **108** 014301
- [155] Bückmann T, Thiel M, Kadic M, Schittny R and Wegener M 2014 An elasto-mechanical unfeelability cloak made of pentamode metamaterials *Nat. Commun.* **5** 4130
- [156] Bückmann T, Kadic M, Schittny R and Wegener M 2015 Cloak design by direct lattice transformation *Proc. Natl Acad. Sci. USA* **112** 4930–4
- [157] Cummer S and Schurig D 2007 One path to acoustic cloaking *New J. Phys.* **9** 45
- [158] Chen H and Chan C 2007 Acoustic cloaking in three dimensions using acoustic metamaterials *Appl. Phys. Lett.* **91** 183518
- [159] Zhang S, Genov D, Sun C and Zhang X 2008 Cloaking of matter waves *Phys. Rev. Lett.* **100** 123002
- [160] Guenneau S, Amra C and Veynante D 2012 Transformation thermodynamics: cloaking and concentrating heat flux *Opt. Express* **20** 8207–18
- [161] Greenleaf A, Lassas M and Uhlmann G 2003 Anisotropic conductivities that cannot be detected by EIT *Physiol. Meas.* **24** 413–9
- [162] Leonhardt U 2015 On cosmology in the laboratory *Phil. Trans. R. Soc. A* **373** 20140354
- [163] Zigoneanu L, Popa B and Cummer S 2014 Three-dimensional broadband omnidirectional acoustic ground cloak *Nat. Mat.* **13** 352–5
- [164] Popa B, Zigoneanu L and Cummer S 2013 Tunable active acoustic metamaterials *Phys. Rev. B* **88** 024303
- [165] Shi C, Dubois M, Chen Y, Cheng L, Ramezani H, Wang Y and Zhang X 2016 Accessing the exceptional points of parity-time acoustics *Nat. Commun.* **7** 11110
- [166] Milton G, Briane M and Willis J 2006 On cloaking for elasticity and physical equations with a transformation invariant form *New J. Phys.* **8** 248